



2025 Community Health Needs Assessment

Parkview Wabash Hospital

Foreword

This report shares the results of the 2025 Community Health Needs Assessment (CHNA) for Parkview Health. The Health Services and Informatics Research (HSIR) team at the Mirro Center for Research and Innovation led data collection and analysis efforts for this report. HSIR worked with Parkview and community leaders to prioritize health needs, reflecting the voice of community members.

This report is divided into sections identified by orange banners for headings. The report will first give context about the CHNA process, how primary data was collected from the community, how secondary data was analyzed to support the report and a demographic overview. Next, the report integrates primary and secondary data focused on social drivers of health and key health behaviors. Finally, the outcomes from the community prioritization sessions are presented.

It is important to note that the data presented in this report is just a snapshot and there may be supplemental data about the county not presented. While every effort was made to thoroughly understand the health of the community, information gaps may persist due to variations in geography and time span of data collection across different sources.

The Parkview team hopes that the findings from this report help to identify current needs to support the health and well-being of the community. Past and current reports for all counties, along with prioritization session presentations and implementation strategies, can be found on the Parkview website. Detailed data for each county included in the Parkview Health service area can be found on our Community Data Hub: <https://parkview.metop.io>.

	Page
About Parkview Health.....	1
Introduction to CHNA Process.....	2
Demographic Factors.....	7
Social Drivers of Health.....	10
Access to Care.....	11
Food Access.....	13
Housing.....	14
Transportation.....	15
Socio-Economic Factors.....	16
Violent Crime.....	17
Built Environment.....	17
Key Health Themes.....	18
Overall Health.....	19

	Page
Chronic Disease.....	20
Behavioral Health.....	23
Maternal and Child Health.....	25
Elder Health.....	26
Infectious Disease.....	27
Oral and Dental Health.....	28
STD/STI/HIV.....	29
Health Behaviors.....	30
Prioritization	31
Data Sources	32
Appendix A: Community Impact Report.....	33
Appendix B: Prioritization Participating Organizations	39
Appendix C: Community Resources	41

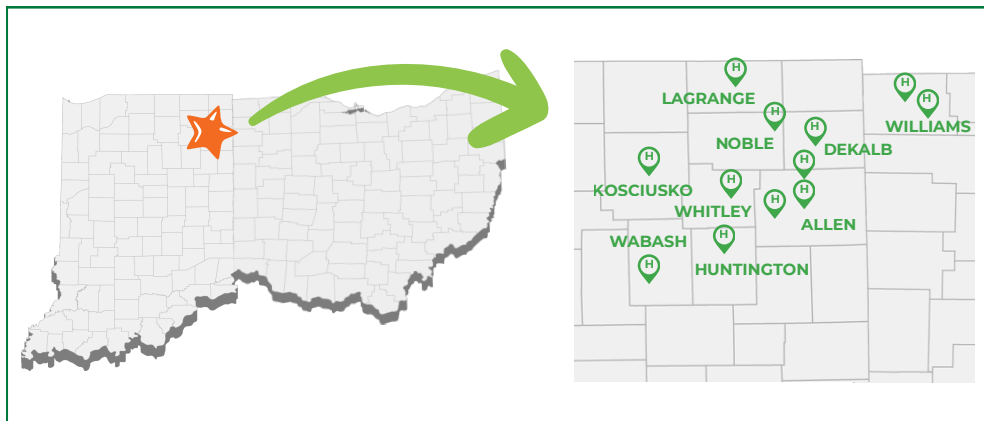
ABOUT PARKVIEW HEALTH



Parkview Health is a not-for-profit, community-based health system. It serves a population of more than 1.3 million in northeast Indiana and northwest Ohio. With more than 16,000 employees, Parkview is the region's largest employer. Parkview started as Fort Wayne City Hospital and has been serving the community since 1878. Parkview Health formed in 1995, and the heritage of care and compassion continues today with 14 hospitals and over 200 outpatient centers and physician offices.

Parkview Health has a mission to improve health and inspire well-being in the communities we serve.

For the purposes of this Community Health Needs Assessment, the Parkview Health service area consists of the counties where a full-service Parkview hospital is located. This includes Allen, DeKalb, Huntington, Kosciusko, LaGrange, Noble, Wabash and Whitley Counties in Indiana and Williams County in Ohio.



INTRODUCTION TO CHNA PROCESS

The goals of the Community Health Needs Assessment (CHNA) are to learn about the health needs of the community and create plans to address those needs. In this CHNA for Parkview Health, several types of data were gathered to accomplish this:

- Surveys
- Focus groups
- Secondary data (through Metopio, a health data tool)

These data sources were chosen to broadly understand the community's health. We looked at needs across income level, race, ethnicity, age (18 years and older) and rural and urban areas. After all data was gathered and analyzed, the top health needs were shared with each community. Representatives selected the most important needs to address from 2025 to 2028.

Attention was given to learning the needs of specific groups, major health concerns and service gaps based on feedback from the community and key informants.

Priority Health Needs

Through a step-by-step process, we identified the top needs in each county.

Wabash County's Top Five Health Concerns

- Cancers
- Diabetes
- Heart Disease and Stroke
- Mental Health and Mental Disorders
- Substance Use Disorders



Community and hospital leaders took part in a prioritization process to select the needs that were most pressing, widespread and fit for intervention. The top needs chosen for Parkview Health, Wabash County were Cancers, Mental Health and Substance Use and Chronic Disease - with a focus on Diabetes, Heart Disease and Stroke. Mental Health was selected as the Parkview systemwide priority.



*The CHNA identifies the greatest health needs in the region.
It also helps find ways to address those needs in a manner
that aligns with Parkview's mission, expertise and resources.*

Since 2012, the CHNA has taken place every three years in accordance with the Affordable Care Act. It has helped Parkview Health understand the community's changing health needs. Since 2022, the CHNA has been led by the Health Services and Informatics Research (HSIR) group at Parkview's Mirro Center for Research and Innovation.

The CHNA helps Parkview learn more about what health concerns are important to the communities we serve in three ways:



1. Understand Community Needs

Pinpoint the health and social problems that each community faces.




2. Prioritize Needs

Guide strategic plans based on what each community needs most.



3. Identify Resources and Challenges

Determine what is available and what is missing to address needs.



Conducting the Assessment

Parkview Health's HSIR team carried out the CHNA from February 2024 to September 2025. By using various data sources, we identified the top health needs in the community. We compared needs at the county level with those of the Parkview Health service area and the entire state. Findings were shared with the community and hospital partners to determine which health needs were most pressing.



Primary Data

Data were collected from the community using **surveys** and **focus groups**. The survey included questions aimed at both the respondent's personal health problems as well as their perceptions about top health concerns and other aspects impacting community well-being. Survey data was gathered from both people living in the community and individuals ("key informants") working for organizations that serve the community (e.g., schools, hospitals). Focus groups were held with a subset of community members and were used to gather deeper insights and experiences through conversation, allowing people to share thoughts that might not be mentioned in survey answers.

Community Survey Overview

- Carried out from September 2024 to December 2024
- Completed by 5,030 residents and 960 key informants in the Parkview Health service area, including 249 residents and 69 key informants in Wabash County
- Collected from residents aged 18 and older
- Available online and on paper in English, Spanish, Burmese, Karen and Arabic
- Shared through MyChart patient portal, mail, in-person, press release and blog posts
- Collected at in-person events: festivals, sporting events, health fairs for seniors, families and those experiencing homelessness, food banks, YMCAs, public libraries & markets
- Twenty questions for residents and nine questions for key informants
- Assessed demographics, top health concerns, top quality of life concerns, health care access, mental health and digital access
- Aimed to include people of all ages (18+), races, ethnicities, income levels and the urban-rural continuum

Focus Group Overview

- Carried out from March 2025 to May 2025
- Thirty-four focus groups held during local Community Forums across the Parkview Health service area
- Five to 15 people in each focus group
- Participants were 18 years and older, from diverse backgrounds and provided a range of services to community members
- Each hospital's community health leaders sent email invites to participants
- Aimed to understand top community health needs, related barriers and available resources and solutions for addressing health needs

Secondary Data

The Metopio platform helped us gather data from several public sources. Combined with survey and focus group findings, this data helped us better understand each community's health landscape. We used Metopio to examine health behaviors, outcomes and social factors across groups. This allowed us to pinpoint the areas of greatest need within the Parkview Health service area. For each health theme, data is reported using the most recent five-year average or single year of data.

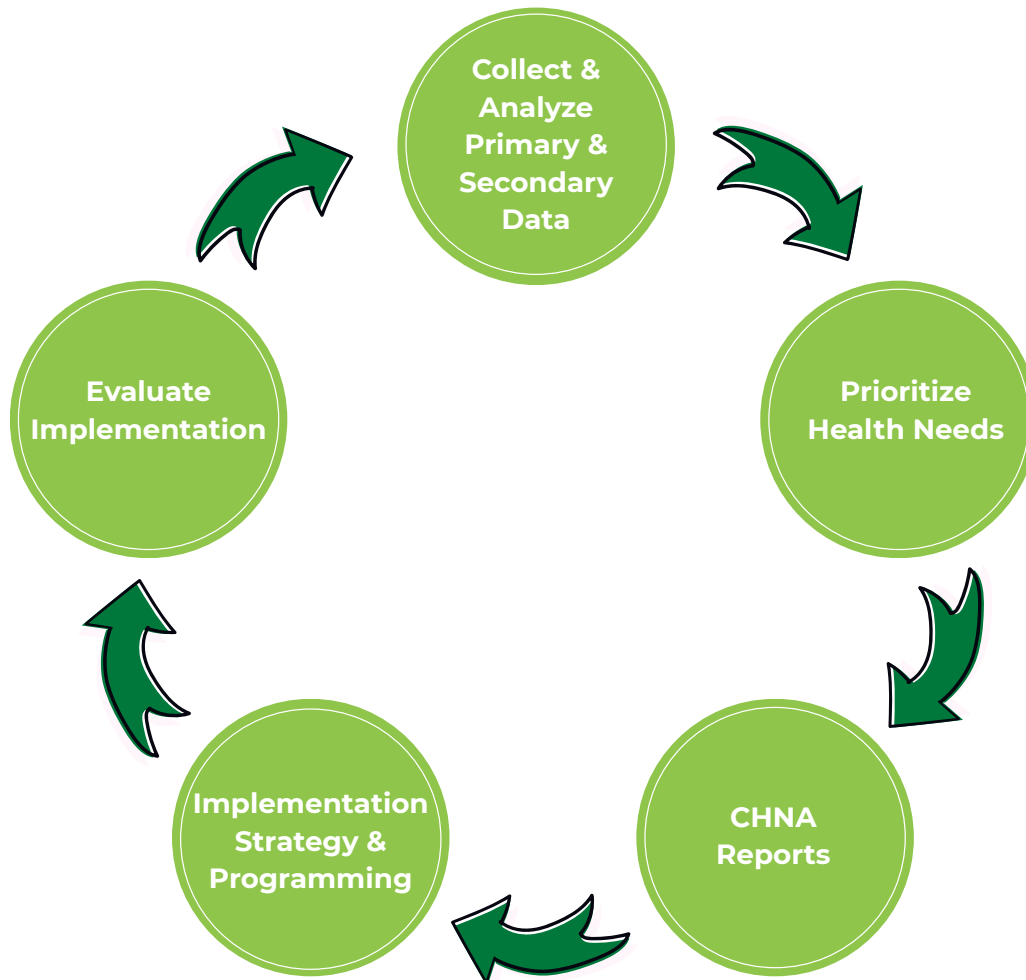
To learn more about each community in the Parkview Health system, please visit our **Parkview Health Community Data Hub**: <https://parkview.metop.io>

Closing the Loop

The CHNA is not just one report. Instead, it is a continuous three-year cycle where Parkview:

- Collects and analyzes community-based data
- Pinpoints needs within each county and within the health system
- Implements action plans to address those needs

Three-year CHNA Cycle; Parkview Health CHNA Process



Priority Health Needs & Impact from 2022 CHNA

During the 2022 CHNA prioritization session, Wabash County chose Obesity, Substance use and Mental health as their top health needs, along with the Parkview Health systemwide priority of Mental Health. The Impact Report for Wabash County is in Appendix A. Parkview did not receive written comments in response to the 2022 CHNA. For comments on the 2025 CHNA, please email Community.Health@Parkview.com.

DEMOGRAPHIC FACTORS



Who Lives in Wabash County?

Demographic factors impact a person's ability to lead a healthy life. Understanding these factors helps shape plans to improve community health.

Population



30,901
residents¹

Sex



15,162
(49.1%)
males¹



15,739
(50.9%)
females¹

1. US Census Bureau, American Community Survey (2019-2023)

Age

Age ¹	Population	Percentage
0 - 4 years	1,644	5.3%
5 - 17 years	4,871	15.8%
18 - 39 years	7,625	24.7%
40 - 64 years	10,183	33.0%
65 and older	6,578	21.3%



Different age groups and racial or ethnic groups may have unique needs to consider when looking at health

Race and Ethnicity

Race/Ethnicity ¹	Population	Percentage
Non-Hispanic White	28,695	93.1%
Hispanic or Latino	938	3.0%
Two or more Races	639	2.1%
Non-Hispanic Black	350	1.1%
Asian	120	0.4%
Native American	46	0.1%
Pacific Islander	23	0.1%

The
65+
age group

saw the fastest growth from 2010-2022, increasing by **14.3%**²



Rural-Urban Continuum Code³

Codes range from 1-9

1 = highly-populated metro areas
9 = fully rural areas

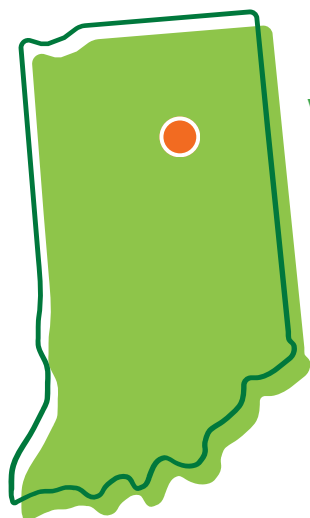
6

1. US Census Bureau, American Community Survey (2019-2023)

2. USA Facts, US Census Bureau (2010-2022)

3. US Department of Agriculture (USDA) - Economic Research Service (2023)

Parkview Wabash County Service Area



Wabash County, IN

15
zip codes⁴

413
square miles¹



7 townships³



predominantly

rural²

Wabash County Community Service Area Zip Codes⁴

46702	46911	46926	46940	46941
46943	46946	46962	46970	46974
46980	46982	46984	46990	46992

1. US Census Bureau, American Community Survey (2019-2023)

2. US Department of Agriculture (USDA) - Economic Research Service (2023)

3. Indiana Department of Local Government Finance (2023)

4. United States Zip Code Database (2025)

SOCIAL DRIVERS OF HEALTH (SDOH)



Healthy People 2030 defines social drivers of health (SDOH) as the conditions in the environments where people are born, live, learn, work, play, worship and age. These conditions affect a wide range of health, functioning and quality-of-life outcomes and risks. The five domains of SDOH include economic stability, education access and quality, health care access and quality, neighborhood and built environment and social and community context. For this report, the primary and secondary data are presented in order of the SDOH topics.

Access to care refers to the resources a community has to meet a range of health needs. Examples include having insurance and available health care providers.



6.8%

of Wabash County residents have **no health insurance**¹



The uninsured rate in Wabash County (6.8%) is **below** the rate of the Parkview Health service area (10.8%) and **similar to** the state rate (7.6%).¹



9.6%

lack access to **the internet**¹



24.0%

lack access to **non-ER medical care**²

What we heard from the community³

- **General and specialty care can be a challenge** due to a lack of providers. This often leads to long wait times for appointments.
"Out of county referrals are a problem with the aging population."
- Health care is **complex, hard to navigate and costly** which can cause people to miss preventative screenings.
- **Health often takes a backseat** due to high costs and lack of coverage or to more urgent needs like food, rent or utilities.
- Many people **don't know what health care services are available** or how to get them.
- There is a perception that health screenings can lead to unnecessary, **costly testing**.

1. US Census Bureau, American Community Survey (2019-2023)

2. Parkview Community Health Survey - Wabash County (2024)

3. Parkview Community Forum - Wabash County (2025)

PER CAPITA INDICATORS

Rates per 100,000 residents



42.0

Primary Care
Providers



26.5

Pharmacies



3.2

Specialty
Physicians

People in Wabash County have **less access** to primary care providers / specialty physicians (lower rate per 100,000 residents) compared to Indiana (75.8 / 77.8) and those living in the Parkview Health service area (62.8 / 50.3).¹ People in Wabash County have **more access** to pharmacies than those living in the Parkview Health service area (23.5) and Indiana (25.9).²

PROBLEMS GETTING CARE



20.7%

Primary Care
Providers



16.4%

Pharmaceutical
Care



31.2%

Specialty
Care

CHNA survey respondents in Wabash County said they had a hard time getting the health care they needed. Nearly **1 in 3** had a hard time getting in to see a provider who specializes in a particular illness (e.g., heart conditions), while **1 in 5** had a hard time getting an appointment with a primary care provider.³

1. Health Resources & Services Administration, Area Health Resources Files (2022)

2. Centers for Medicare & Medicaid Services, National Provider Identifier Files (2025)

3. Parkview Community Health Survey - Wabash County (2024)

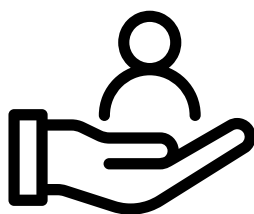
Many factors can affect access to fresh, healthy and affordable food. These include how far someone lives from a grocery store, the presence of school lunch programs and if fruits and vegetables are available.



Access to food is an important social factor that affects health. 'Food Access' can be measured by many factors, such as the number of residents who are food insecure, households receiving SNAP (food stamp) benefits and those who are in poverty not receiving SNAP.

The **rate of food insecurity** in Wabash County (14.2%) is **similar** to the Parkview Health service area (13.9%), but is **lower** than in Indiana (15.1%). Wabash County rates are highest in the Hispanic/Latino community (24.0%).¹

9.7%
of households receive
SNAP (food stamp)
benefits²



52.6%
of households in
poverty do not receive
SNAP benefits²

What we heard from the community³

- **Healthy food often costs more.** Some neighborhoods have limited healthy options as they only have access to fast food restaurants and gas stations with snacks.
- There are concerns about the safety of locally grown produce based on **water and soil contamination**.
- Many people struggle with eating healthy and **don't know how to cook** or make good food choices at home.
"We are not a society that cooks anymore."
- People report **feeling judged or uncomfortable** when they need help getting food.

1. Feeding America, Map the Meal Gap (2023)

2. US Census Bureau, American Community Survey (2019-2023)

3. Parkview Community Forum - Wabash County (2025)

The quality and cost of housing directly impact well-being. If housing is too expensive or if there are too many empty or crowded homes, it can lead to problems like losing one's home or becoming homeless. These issues can affect a person's health.

What we heard from the community¹

- There are **not enough houses to meet the demand**, leading to fewer young people moving to the area.
- There is **not enough lower-cost or mid-cost**, good-quality housing.
"The middle is often forgotten."

Housing Cost Burden

The percent of households spending more than 30% of their income on housing.²



19.1%

Housing Insecurity

The percent of adults who were not able to pay their mortgage, rent or utility bills in the past 12 months.³



10.0%

The housing cost burden in Wabash County is **lower** than the state average of 24.3% and the Parkview Health service area average of 21.3%.²

Housing insecurity in Wabash County is **below** the Parkview Health service area rate (11.7%) and the Indiana rate (12.2%).³

1. Parkview Community Forum - Wabash County (2025)

2. US Census Bureau, American Community Survey (2019-2023)

3. CDC, PLACES Project (2022)

Not having transportation can make it difficult for people to get to the doctor, work, school and grocery stores that have healthy food options. This can lead to poor health outcomes and social isolation.

What we heard from the community¹

- **Community transportation in rural areas** is hard to find, expensive and does not include evening and weekend hours.
- There are **no low-cost transportation options** and many roads aren't safe to walk or bike.

Lack of Transportation



7.2%
of adults lack
transportation

The lack of transportation in Wabash County is **less** than that of Indiana (8.5%) and the Parkview Health service area (8.2%).²



1. Parkview Community Forum - Wabash County (2025)
2. CDC, PLACES Project (2022)

Socio-Economic Factors

Wabash County, IN

Socio-economic factors strongly impact community health and well-being. These include things like how many people graduate from high school, how much money they earn and whether they have jobs.



91.8%

graduate high school¹



Wabash County



88.5%

graduate high school¹



Parkview Health



90.2%

graduate high school¹



Indiana

Factor	Wabash County	Indiana
Childcare Cost Burden Childcare costs for a household with two children as a percent of median household income. ²	29.6%	30.8%
Median Household Income Income in the past 12 months. ¹	\$68,414	\$70,051
Poverty Rate Percent of residents in families that are below the Federal Poverty Level. ¹	10.8%	12.2%
Unemployment Rate Percent of residents 16 and older in the civilian labor force who are actively seeking employment. ¹	3.6%	4.3%

1. US Census Bureau, American Community Survey (2019-2023)

2. University of Wisconsin Population Health Institute, County Health Rankings (2024)

Violent Crime

Wabash County, IN

Violent crime includes homicide, criminal sexual assault, robbery, aggravated assault and aggravated battery.



11.6 crimes per 100,000 residents

Wabash County has a **significantly lower** violent crime rate compared to Indiana (323.3) and the Parkview Health service area (197.3).¹

**Please note that county-level crime totals may appear lower than expected due to changes in reporting systems, resulting in incomplete crime data reported to the FBI.*

Built Environment

Wabash County, IN

The built environment refers to the man-made places around us. This includes things like buildings, streets, parks and transportation systems.



Walkability Index

6.9/20

Wabash County is **harder to walk around** compared to the Parkview Health service area and Indiana (both 7.7).²



Access to Exercise

65.9%

Wabash County has **fewer** places to exercise compared to the Parkview service area (70.8%) and Indiana (76.2%).³

1. Federal Bureau of Investigation, FBI Crime Data Explorer (2017-2021)

2. US Environmental Protection Agency, National Walkability Index (2024)

3. University of Wisconsin Population Health Institute, County Health Rankings (2024)

KEY HEALTH THEMES

Overall Health

Chronic Disease

Behavioral Health

Maternal/Child Health

Elder Health

Infectious Diseases

Oral/Dental Care

STD/STI/HIV

Health Behaviors

For this CHNA report, primary and secondary data were gathered and analyzed around the top health themes and concerns listed above. The report highlights the county's key statistics from surveys and secondary data. Key insights gathered through focus groups are also included. A closer look at the data for each of these themes will be provided in this report.

Overall health refers to how well people feel both physically and mentally. This includes factors like how long people live, self-reported health and quality of life.

Life Expectancy

73.9 years

Average age at death of all people born in this place, or all people who have lived to the start of the specified age bracket.¹



Self-Reported Poor Physical Health

12.7%

Percent of resident adults aged 18 and older who report 14 or more days during the past 30 days during which their physical health was not good.²



Visited Doctor for Routine Checkup

75.5%

Percent of resident adults aged 18 and older who report having been to a doctor for a routine checkup (in the previous year).²



- In Wabash County, people tend to **live fewer years** than those in the Parkview Health service area (76.0 years) and Indiana (75.1 years).¹
- Around 12.7% of adults in Wabash County say they have **poor physical health**, which is **about the same** as Indiana (12.9%)³ and the Parkview Health service area (13.0%).²
- **A similar** number of adults in Wabash County **visit the doctor regularly** compared to those in Indiana (76.9%)³ and the Parkview Health service area (75.6%).²

1. University of Wisconsin Population Health Institute, County Health Rankings (2020-2022)

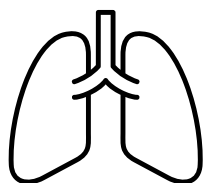
2. CDC, PLACES Project (2022)

3. CDC, Behavioral Risk Factor Surveillance System-BRFSS (2022)

Chronic Disease

Wabash County, IN

Chronic diseases and related factors often cause the greatest burden on health in a community. This includes conditions like diabetes, heart disease, asthma and obesity. The following conditions are highlighted due to prevalence, mortality trends and concern from community and key informant survey respondents.




8.1%

of residents have been diagnosed with **chronic obstructive pulmonary disease (COPD)**.¹



6.6%

of residents have been diagnosed with **coronary heart disease (CHD)**.¹



11.1%

of residents have been diagnosed with **asthma**.¹







Metabolic & Cardiovascular Health		Diagnosed % Wabash County	Diagnosed % Indiana
	Diabetes	10.4% ¹	11.1% ²
	High Blood Pressure	32.6% ¹	32.2% ²
	Obesity	36.9% ¹	37.9% ²
	High Cholesterol	29.9% ³	30.6% ⁴

1. CDC, PLACES Project (2022)

2. CDC, Behavioral Risk Factor Surveillance System (2022)

3. CDC, PLACES Project (2021)

4. CDC, Behavioral Risk Factor Surveillance System (2021)

Chronic Disease Mortality ¹		Deaths Per 100,000 Wabash Residents	Deaths Per 100,000 Indiana Residents
	Heart Disease	270	184.3
	Cancer	299.8	163.9
	Lower Respiratory Disease	119.4	53.1
	Stroke	95.4	41.9
	Diabetes	90.9	28.5
	Kidney Disease	24.7	17.7

In Wabash County, the diagnosis rates for many chronic diseases are **similar to** the Parkview service area and Indiana rates. However, the mortality rates for chronic diseases are **much higher** in Wabash County. For example, Wabash County has a cancer mortality rate of 299.8 deaths per 100,000 compared to Parkview service area's 202.5 and Indiana's 163.9.¹ Data for Parkview service area can be found here: <https://parkview.metop.io>



1. CDC, National Vital Statistics System-Mortality (2019-2023)

Cancer Incidence ¹	New Diagnoses Per 100,000 Wabash Residents	New Diagnoses Per 100,000 Indiana Residents
All Cancers	467.2	450.0
Breast Cancer	137.8	131.0
Lung and Bronchus Cancer	66.1	68.2
Colorectal Cancer	48.5	40.2
Prostate Cancer	98.7	95.4

Cancer Mortality ²	Deaths Per 100,000 Wabash Residents	Deaths Per 100,000 Indiana Residents
Breast Cancer	20.1	11.2
Lung and Bronchus Cancer	68.1	41.3
Colorectal Cancer	37.0	15.1
Prostate Cancer	16.2	8.1

In Wabash County, the diagnosis rates and mortality rates for many types of cancers are **higher** than the rates across the Parkview Health service area and in Indiana. Data for Parkview service area can be found here: <https://parkview.metop.io>

What we heard from the community³

- Pollution, harmful chemicals in farming and smoking or vaping are **increasing the risk of cancer**. The community needs to come together to make policy changes in the county.
- **Preventive care is often delayed or neglected**. There are smoke-free programs, but people don't follow through on referrals.
"There are so many different types of cancer that it is hard to figure out when to get all of the screenings done."

1. Indiana Department of Health, Indiana Cancer Data Dashboard (2016-2020)

2. CDC, National Vital Statistics System-Mortality (2019-2023)

3. Parkview Community Forum - Wabash County (2025)

Behavioral health refers to a state of mental, emotional and social well-being or behaviors and actions that affect wellness. It also includes how people get support and treatment. Behavioral health is an overarching term that refers to mental health (well-being, mental health conditions), suicidality and substance use disorders.

Mental Health Conditions



25.2%

of adults living in Wabash County have depression, which is **similar to** both Indiana (24.4%) and the Parkview service area (24.9%).¹



16.9

is the suicide mortality rate (deaths per 100,000 residents) in Wabash County, which is **higher** than the rates for Indiana (15.8) and the Parkview Health service area (14.7).²

Substance Use Disorders



Drug Overdose Mortality

Wabash County has a rate of 28.6 drug overdose deaths (per 100,000 residents). This is **less** than the Indiana rate (36.3) but **slightly higher** than the Parkview service area rate (25.7).²



Alcohol-Related Mortality

Wabash County's rate of alcohol-related mortality is 20.1 (per 100,000 residents). This is **higher** than the Indiana (13.3) and Parkview service area rates (14.6).²

1. CDC, PLACES Project (2022)

2. CDC, National Vital Statistics System-Mortality (2019-2023)

Access to Mental Health and Addiction Services

Number of Mental Health Providers <i>(per 100,000 residents)¹</i>	386.4 Wabash County	430.5 Parkview	545.0 Indiana
Number of Psychiatrists <i>(per 100,000 residents)²</i>	0 Wabash County	8 Parkview	16 Indiana

CHNA Community Survey Findings³



What we heard from the community⁴

- There is **stigma** with seeking care for mental health and addiction. People often report feeling **ashamed when asking for help**.

1. Centers for Medicare & Medicaid Services, National Provider Identifier Files (2025)

2. Health Resources & Services Administration, Area Health Resources Files (2025)

3. Parkview Community Health Survey - Wabash County (2024)

4. Parkview Community Forum - Wabash County (2025)

Maternal and Child Health Wabash County, IN

The health of mothers and children is important to the overall well-being of a community. This can be affected by factors such as limited access to health care, mental health issues and feeling disconnected.

Low Birth Weight



7.3%

of live births have a birth weight of less than 5 lbs, 8 oz. in Wabash County. This is **LOWER** than the Parkview Health service area (8.1%) and Indiana (8.4%).¹

Prenatal Care in 1st Trimester



79.9%

of mothers-to-be received care in the first three months of pregnancy. This is **HIGHER** than Indiana (76.0%) and the Parkview service area (71.4%).¹

Infant Mortality



7.8

infant deaths - deaths of infants in the first year of life - per 1,000 live births were recorded for Wabash County.¹

This data highlights the need for targeted interventions to improve infant health outcomes in Wabash County.

Child Abuse and Neglect

12.2



per 1,000 children are subject to child abuse and neglect.²

Smoking During Pregnancy



14.6%

of births were to mothers who smoked cigarettes during their pregnancy.¹

1. Health Resources & Services Administration, Maternal and Child Health Bureau (2020-2022)

2. Indiana Department of Child Services, Indiana University Child Abuse and Neglect Rates (2023)

Elder health focuses on concerns like falls, Alzheimer's disease and other dementias. These problems are often the biggest health challenges for older people.

22.1

deaths per 100,000 residents
are a result of a fall

63.6

deaths per 100,000 residents
are due to Alzheimer's disease



In Wabash County, women were more than twice as likely to die from Alzheimer's than men from 2019-2023.²

In Wabash County, the rate of deaths from falls is **higher** than the Parkview Health service area (14.3) and across Indiana (8.3).¹

The rate of deaths due to Alzheimer's in Wabash County is **higher** than the Parkview Health service area rate (35.3) and Indiana's rate (30.2).²



1. CDC, National Vital Statistics System-Mortality (2022)

2. CDC, National Vital Statistics System-Mortality (2019-2023). Deaths per 100,000 residents due to Alzheimer's disease (ICD-10 code G30)

Infectious diseases are illnesses caused by germs like viruses and bacteria. Public health tools like prevention and vaccination are key to stopping and managing disease outbreaks.

Medicare Flu Vaccination Rate

People enrolled in Medicare who received a flu shot at any point during the year¹



38.0%

Influenza and Pneumonia Mortality

Deaths per 100,000 residents due to influenza and pneumonia²



16.2



In Wabash County, **fewer** Medicare beneficiaries received a flu shot than in Indiana (47.0%) and the Parkview Health service area (45.8%). More than 60% of this population, which is at higher risk of dying from the flu, remains unvaccinated.¹


Wabash County has **more** deaths per 100,000 people from flu and pneumonia than Indiana (10.9) and the Parkview Health service area (11.6).²

1. US Health and Human Services, Vaccines & Immunizations (2023)

2. CDC, National Vital Statistics System-Mortality (2019-2023)

Oral health has a strong impact on overall health. Dental check-ups, preventive care and education help people lead healthier lives. Access to dental care is important.

Problem Getting Dental Care



13.7%

Visited Dentist in previous year



61.1%

Nearly **1 in 7** CHNA survey respondents reported having trouble getting dental care.¹

The number of people who visited a dentist in Wabash County (61.1%)² is **similar to** the Parkview service area (60.0%)² but **slightly lower** than the state of Indiana (62.8%).³



1. Parkview Community Health Survey - Wabash County (2024)
2. CDC, PLACES Project (2022)
3. CDC, Behavioral Risk Factor Surveillance System (2022)

Sexually transmitted diseases (STDs), sexually transmitted infections (STIs) and human immunodeficiency virus (HIV) are major public health concerns. They impact a person's physical health, emotional well-being and quality of life. Access to testing, treatment and education are key to preventing the spread of these infections.

HIV Cases¹

STI Cases¹

For every 100,000 people, there are:

45.5

HIV cases in
Wabash County



318.1

STI cases in
Wabash County

122.8

HIV cases in
**Parkview Health
service area**



697.9

STI cases in
**Parkview Health
service area**

217.0

HIV cases in
Indiana



960.5

STI cases in
Indiana

Health behaviors are actions and habits that can help or hurt a person's physical, mental and social well-being. These include diet, exercise, substance use, preventive screenings and vaccinations.

Cigarette Smoking



19.0%

No Exercise



26.9%

19.0%¹ of adults in Wabash County **smoke cigarettes**, which is **about the same** as the Parkview Health service area (19.1%)¹ and **higher** than in Indiana (16.5%).² Compared to Indiana (26.5%)² and the Parkview Health service area (27.3%),¹ a **similar number** of people (26.9%)¹ **do not exercise** in Wabash County.



1. CDC, PLACES Project (2022)

2. CDC, Behavioral Risk Factor Surveillance System (2022)

Prioritization Overview

After gathering and analyzing the data—including applying additional weighting to survey responses from individuals identified as part of vulnerable populations—the HSIR team used a structured process to pinpoint the community's most urgent health needs. This process was meant to be inclusive and data-driven, ensuring that the chosen priorities represented both community members' experiences and health trends. The process involved meetings with community stakeholders and final selection of top health needs by hospital leaders.

Community Prioritization Sessions

- Carried out between March 2025 and May 2025 for each hospital.
- Attendees were professionals who provide a wide range of services to community members from diverse backgrounds. *(See Appendix B for list of attendees.)*
- Ahead of the meeting, attendees were sent a printed scorecard with the top health needs identified for their county and related data.
- Presentation at the meeting covered data trends on the top health needs with a focus on geographic, socioeconomic, racial, ethnic, gender and age-related disparities. *(These slides are posted on the website where you found this report.)*
- Attendees discussed the benefits and challenges to addressing the health needs.
- Attendees voted to rank the top health needs based on significance, severity, relation to social drivers of health and suitability for intervention.

Selected Health Priorities

The list of top health needs from each session and qualitative summaries from Community Forums were shared with Parkview Health - Wabash County hospital leadership in June 2025. Hospital leaders reached consensus on the final top health priorities with consideration given to resources, prevalence of the health need, impact on vulnerable populations and suitability to address the health need.

Selected Priorities for Parkview Health – Wabash County

- Cancers
- Mental Health and Substance Use
- Chronic Disease



The following is a list of datasets used during the analysis of secondary data. All datasets were accessed via the Metopio platform. A URL for each dataset is available upon request.

1. CDC, Agency for Toxic Substances and Disease Registry - Environmental Justice Index
2. U.S. Census Bureau, American Community Survey (ACS)
3. Health Resources & Services Administration, Area Health Resources Files (AHRF)
4. CDC, Behavioral Risk Factor Surveillance System (BRFSS)
5. University of Wisconsin Population Health Institute, County Health Rankings
6. Dwyer-Lindgren, Mokdad, et al. (Population Health Metrics, 2014)
7. Diabetes Atlas
8. U.S. Department of Agriculture (USDA) - Economic Research Service
9. Federal Bureau of Investigation, FBI Crime Data Explorer
10. Indiana Department of Child Services, Indiana University Child Abuse and Neglect Rates
11. Indiana Department of Local Government Finance
12. Feeding America, Map the Meal Gap
13. Centers for Medicare & Medicaid Services (CMS), Mapping Medicare Disparities
14. Health Resources & Services Administration, Maternal and Child Health Bureau (MCHB)
15. CDC, National Center for Health Statistics
16. Centers for Medicare & Medicaid Services (CMS), National Provider Identifier Files (NPI)
17. CDC, National Center for HIV/AIDS, Viral Hepatitis, STD, and TB Prevention; Atlas Plus
18. CDC, National Vital Statistics System-Mortality (NVSS-M)
19. CDC, National Vital Statistics System-Natality (NVSS-N)
20. Parkview Community Health Survey and Community Forums - **Wabash County**
21. CDC, PLACES Project
22. Razzaghi, Wang, et al. (MMWR Morb Mortal Wkly Rep 2020)
23. State public health departments
24. U.S. Department of Health and Human Services, Substance Abuse and Mental Health Services Administration (SAMHSA)
25. United States Zip Code Database

Appendix A - Community Impact Report

This report highlights the progress and measurable outcomes of Parkview Health’s community outreach initiatives carried out between 2022 and 2024, as guided by our 2023 Implementation Strategy. Each program and service detailed herein reflects our commitment to addressing the key needs identified in the 2022 Community Health Needs Assessment. The following results demonstrate our ongoing dedication to equity, access and measurable health improvements in the communities we serve. As we reflect on our progress and outcomes, we remain committed to building healthier communities through innovation, partnership and compassionate care.

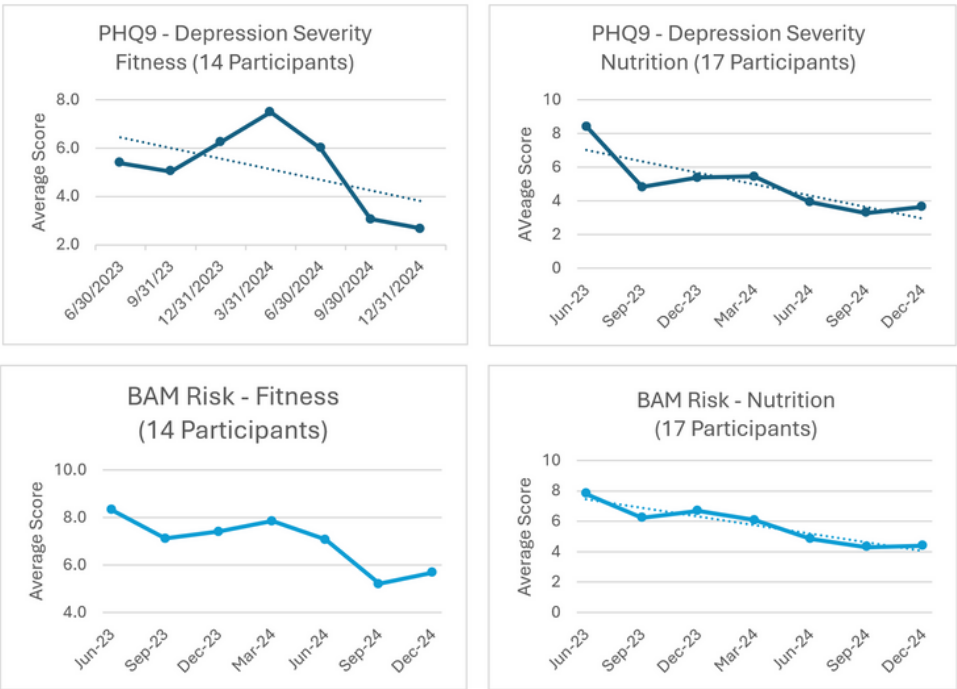
Mental Health & Substance Use

Healthy Body Healthy Mind Program

In May 2023, Parkview Wabash Hospital was awarded two Together We Will grants from the Indiana State Department of Health. The “Healthy Body Healthy Mind” programs were established with the grants. The primary goal of the programs (one focused on fitness, the other on nutrition) was to reduce substance use and mental health symptoms. Patients enrolled in the hospital’s Intensive Outpatient (IOP) and Medication Assisted Treatment (MAT) programs were offered the opportunity. Once enrolled in the fitness program, participants were offered memberships to the YMCA, which included coaching. Those enrolled in the nutrition program received monthly food boxes, appointments with a registered dietitian and monthly education. Both programs also offered support from a mental health assistant to make regular contact and assist in removing barriers.

Highlighted Outcomes

- All participants were screened while they remained in the program. Below are the results of a Patient Health Questionnaire (PHQ-9) depression screening and a Brief Addiction Monitor (BAM) assessment that measure risk factors in a person’s life that could trigger a relapse.



Too Smart to Start and Tobacco is Gross

The “Too Smart to Start” program is presented to first and second grade students, while the “Tobacco is Gross” program is designed for fifth and sixth graders. The classes are taught by our partner organization, Wabash County Tobacco Free Coalition. The programs are designed to increase awareness of the dangers of tobacco/e-cigarette use and the consequences of second-hand smoke and aerosol exposure. The organization also leaves resource packets for teachers to refer to during the school year for further instruction when needed.

Highlighted Outcomes

- The table below lists the number of Wabash County students reached by year:

Program year	Number of students
2022	1,659
2023	1,697
2024	906

Tobacco Free Mom/Baby & Me Tobacco Free

A referral-based program aimed at getting pregnant women to stop smoking, improve their birth outcomes and decrease tobacco related diseases.

Goals

- Decrease infant mortality
- Decrease financial burden on families and communities
- Decrease exposure to second-hand smoke

Mental Health Support in Rural Health Clinics

In October 2024, a licensed clinical social worker (LCSW) was embedded in the primary care offices of the rural health clinics one day per week. The intent was to be able to offer either same-day or scheduled appointments with patients in need of counseling.

Highlighted Outcomes

- Improved access to mental health support
- Removed transportation as a barrier to seeking help
- Validated the need for the service, and as a result, will increase the hours of the LCSW in 2025

Month	Number of patients seen
October	7
November	13
December	27

Wabash County Problem Solving Court

Wabash County Problem Solving Court is a partnership of several entities that serves high-risk offenders and Department of Child Services (DCS)-involved parents who struggle with substance use. The mission is to reduce recidivism and decrease the risk of further situations to better the community and participants' lives. Parkview Wabash Hospital therapists are active members of the team, which also consists of judges, probation officers, public defenders, DCS and peer recovery coaches. The average length of time an offender is in the program is nine months to one year.

Highlighted Outcomes

- Successful graduates:
 - Maintain sobriety and regain access to their children
 - Make amends with those they have hurt in the past and rebuild those relationships to strengthen their support groups
- The success of each individual in the program has a trickle effect and a positive impact on dozens of additional people
 - One graduate in the program is now a peer recovery coach
- The table below lists the number of problem-solving court graduates by year:

Program year	Number of graduates
2022	13
2023	15
2024	12

Wabash County Transit – Living Well in Wabash County

Safe and reliable transportation for IOP and MAT sessions for mental health and substance use.

Highlighted Outcomes

- The number of trips provided through the public transportation program are summarized in the table below:

Program year	Number of trips
2022	N/A
2023	1,115
2024	980

Maternal/Child Outreach

In late 2024, we began a program to reach expectant and new moms. A weekly mom's group serves to provide education, support and connections to resources when needs are identified, help develop parenting skills as needed and create a safe environment for young and/or new moms to create friendships and openly share their experiences.

Highlighted Outcomes

- Hired a registered nurse with 14 years of experience in obstetrics who became a certified lactation consultant, Safe Sleep educator and trained in infant massage
- Grew the group to eight moms between 09/01/24 and 12/31/24
- Received positive feedback from all moms who attended, stating that the group helps them not to feel isolated or alone

Blessings in a Backpack

Provided free weekend food to elementary students who receive free or reduced lunches from the school.

Highlighted Outcomes

- The impact the weekend food has on a child's mental health has been illustrated in comments shared by the teachers:
 - "I like getting the Blessings bags because my mom says they help us a lot."
 - "What I like is the ravioli. We use it for snacks when I am hungry. Also, it's a good thing because my family doesn't always have enough snacks, so this way I do."
 - A teacher shared, "Blessings in a Backpack is a program that is valued by our families and staff. The program provides much-needed assistance to our families who struggle."
- The outcomes in terms of participation in the Blessings in a Backpack (BIB) program are summarized in the table below. The drop in numbers in 2023 was the result of rising food costs and a lack of funding. The BIB Board decided to narrow the focus to five schools in 2023.

Program year	Average number of students fed weekly
2022	507
2023	391
2024	553

Obesity

Liking for Biking

Liking for Biking is a free riding series open to all ages and riding abilities. The group is led by experienced riders who mix themselves throughout the group to support and encourage all. The rides are every Saturday morning from May through August. While they are designed to last one hour, participants can choose to ride as long as they'd like. The purpose of Liking for Biking is to encourage both physical activity and a sense of community.

Highlighted Outcomes

- Participants who, at the start, can ride only for short periods of time build up to the full hour by the end of the summer
- Participants stated in a post survey that they increased their overall activity level, picking up mid-week walks or extra bike rides they did not previously do
- One participant stated, “What I love about this program is how inclusive it is. I am not an avid rider; in fact, I purchased my bike 20 years ago from a college friend. I love bringing my daughter along with me. We may not be able to ride as far or as long, but each time out we create memories and build endurance.”
- In 2024, Visit Wabash County added a Riders Club to encourage additional miles. Below is a table listing the results. Of note, one rider who completed 100 miles was seven years old!

Program year	Total riders	Avg. # riders per week	# Opted into free assessments	# Who lost weight	# Who decreased blood pressure
2022	36	14	9	2	3
2023	40	13	18	7	5
2024	41	14	8	5	1

Riders club	Total riders	<100 miles	100 miles	>250 miles	>500 miles	>750 miles	>1,000 miles	>2,000 miles
2022	N/A	N/A	N/A	N/A	N/A	N/A	N/A	N/A
2023	N/A	N/A	N/A	N/A	N/A	N/A	N/A	N/A
2024	26	12	3	2	3	3	1	2

VeggieRx

In August 2024, Parkview Wabash Hospital, in collaboration with Parkview Community Well-Being, expanded VeggieRx to qualifying Parkview patients in Wabash County. This produce prescription program aims to help the food-insecure community through not only financial assistance to gain access to fresh produce, but also four nutrition education sessions led by a Parkview registered dietitian. Patients who enroll receive \$50 each month to use at Kroger, Walmart, the Wabash Farmers Market, Cordes Berry Farm and other qualifying vendors across the United States.

Highlighted Outcomes

- In 2024, a total of 38 patients received access to the financial incentive. From September through December, patients spent \$2,987.95; these patients shopped a grand total of 193 times, and the average transaction was \$15.60.
- In 2024, a total of 66 patients were referred from Parkview providers at the Wabash and North Manchester Parkview Physicians Group offices. Forty-eight of those referrals enrolled into the program, making our referral retention rate 70%.
- The table below highlights enrollment and class completion. *NOTE: Due to when the program began, we did not offer a third or fourth session until 2025.*

Total Referrals	66
Enrolled	48
Completed First Session	40
Completed Second Session	20
Completed Third Session	N/A
Completed Fourth Session	N/A

Appendix B - Prioritization Participating Organizations

Prioritization session attendees represented several organizations in Wabash County

Organization/Department	Area of Work
Bash Bags	Non-profit/Community-based/Social Service
City of Wabash	Government/Public Health/Safety
Community Foundation Wabash County	Non-profit/Community-based/Social Service
Downtown Wabash, INC	Non-profit/Community-based/Social Service
Grow Wabash County	Non-profit/Community-based/Social Service
Honeywell Foundation	Non-profit/Community-based/Social Service
Josiah White's	Non-profit/Community-based/Social Service
Lighthouse Mission	Non-profit/Community-based/Social Service
Lincolnvile United Methodist Church	Faith/Cultural, Non-profit/Community-based/Social Service
Living Well in Wabash County	Non-profit/Community-based/Social Service
Manchester University/Wabash Board	Education, Health care
MSD of Wabash County	Education
Parkview Health	Health Care
Parkview/85 Hope/Hope Foundation	Faith/Cultural, Health care, Non-profit/Community-based/Social Service
The Arch of Wabash County	Non-profit/Community-based/Social Service

Organization/Department	Area of Work
Tobacco Free Coalition	Non-profit/Community-based/Social Service
United Methodist Church	Faith/Cultural
Wabash County	Government/Public Health/Safety
Wabash County Diversity Coalition	Non-profit/Community-based/Social Service
Wabash County Health Department	Government/Public Health/Safety
Wabash County Museum	Non-profit/Community-based/Social Service
Wabash County Probation	Government/Public Health/Safety
Wabash County Sheriff's Department	Government/Public Health/Safety
Wabash County United Fund	Non-profit/Community-based/Social Service
Wabash Fire Department	Government/Public Health/Safety
Wabash Park Dept	Government/Public Health/Safety
Wabash Police Department	Government/Public Health/Safety

Appendix C - Community Resources

This list highlights health care facilities and community organizations that are available to address significant health needs identified in this CHNA.

Organization Name	City	Zip Code
Cancers		
American Cancer Society	Fort Wayne	46804
Cancer Services of NE Indiana	Fort Wayne	46825
Tobacco Coalition of Wabash County	Wabash	46992
Wabash County Cancer Society	Wabash	46962
Wabash County Health Dept	Wabash	46992
Substance Use Disorders		
Alanon (Congregational Christian Church)	Wabash	46962
Bowen Center	Fort Wayne	46806
Brianna's Hope	Portland	47371
Celebrate Recovery (Christian Fellowship)	Huntington	46750
Narcotics Anonymous	Wabash	46992
New Beginnings Ministries	Wabash	46992
PWB Behavioral Health	Wabash	46992
Wabash County Alcohol & Drug Court	Wabash	46992
Waypoint of Wabash	Wabash	46992
Resources for All Areas		
Wabash County Transit	Wabash	46992

Diabetes		
Purdue Extension	Wabash	46992
Veggie RX	Wabash	46992
Wabash County YMCA	Wabash	46992
Heart Disease and Stroke		
85HOPE	Wabash	46992
Wabash County YMCA	Wabash	46992
Wabash Cross Fit	Wabash	46992
Mental Health and Mental Disorders		
Arc of Wabash County	Wabash	46992
Bowen Center	Fort Wayne	46806
Education for Conflict Resolution	Wabash	46962
Friends Counseling	Wabash	46992
Growing Grounds	Wabash	46992
Hands of Hope	Marion	46952
Reins and Rainbows	Wabash	46992
The Access	Wabash	46992

Additional resources for a broad range of assistance:

Findhelp.org is an online tool that connects people to support, including financial assistance, food pantries, medical care and other free or reduced-cost help.

<https://www.findhelp.org/>

211 is a free and confidential service that helps people find local resources like food, housing, health care and job support by calling or texting 211.

<https://www.211.org/>