



2025 Community Health Needs Assessment

Parkview Ortho Hospital

Foreword

This report shares the results of the 2025 Community Health Needs Assessment (CHNA) for Parkview Health. The Health Services and Informatics Research (HSIR) team at the Mirro Center for Research and Innovation led data collection and analysis efforts for this report. HSIR worked with Parkview and community leaders to prioritize health needs, reflecting the voice of community members.

This report is divided into sections identified by orange banners for headings. The report will first give context about the CHNA process, how primary data was collected from the community, how secondary data was analyzed to support the report and a demographic overview. Next, the report integrates primary and secondary data focused on social drivers of health and key health behaviors. Finally, the outcomes from the community prioritization sessions are presented.

It is important to note that the data presented in this report is just a snapshot and there may be supplemental data about the county not presented. While every effort was made to thoroughly understand the health of the community, information gaps may persist due to variations in geography and time span of data collection across different sources.

The Parkview team hopes that the findings from this report help to identify current needs to support the health and well-being of the community. Past and current reports for all counties, along with prioritization session presentations and implementation strategies, can be found on the Parkview website. Detailed data for each county included in the Parkview Health service area can be found on our Community Data Hub: <https://parkview.metop.io>.

	Page
About Parkview Health.....	1
About Parkview Ortho Hospital.....	2
Introduction to CHNA Process.....	3
Demographic Factors.....	8
Social Drivers of Health.....	11
Access to Care.....	12
Food Access.....	14
Housing.....	15
Transportation.....	16
Socio-Economic Factors.....	17
Violent Crime.....	18
Built Environment.....	18
Key Health Themes.....	19

	Page
Overall Health.....	20
Chronic Disease.....	21
Behavioral Health.....	23
Maternal and Child Health.....	25
Elder Health.....	26
Infectious Disease.....	27
Oral and Dental Health.....	28
STD/STI/HIV.....	29
Health Behaviors.....	30
Prioritization	31
Data Sources	32
Appendix A: Community Impact Report.....	33
Appendix B: Prioritization Participating Organizations	35
Appendix C: Community Resources	36

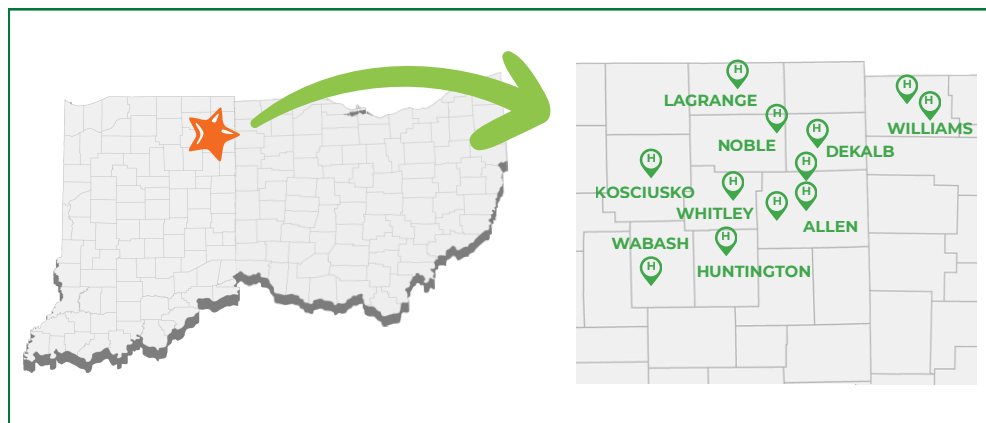
ABOUT PARKVIEW HEALTH



Parkview Health is a not-for-profit, community-based health system. It serves a population of more than 1.3 million in northeast Indiana and northwest Ohio. With more than 16,000 employees, Parkview is the region's largest employer. Parkview started as Fort Wayne City Hospital and has been serving the community since 1878. Parkview Health formed in 1995, and the heritage of care and compassion continues today with 14 hospitals and over 200 outpatient centers and physician offices.

Parkview Health has a mission to improve health and inspire well-being in the communities we serve.

For the purposes of this Community Health Needs Assessment, the Parkview Health service area consists of the counties where a full-service Parkview hospital is located. This includes Allen, DeKalb, Huntington, Kosciusko, LaGrange, Noble, Wabash and Whitley Counties in Indiana and Williams County in Ohio.



ABOUT PARKVIEW ORTHO HOSPITAL

Parkview Ortho Hospital, a joint venture between Parkview Health and Ortho Northeast, is a not-for-profit, specialty hospital in northeast Indiana that offers orthopedic surgery and post-surgery patient care. Unique teams are subspecialized, ensuring dedicated, patient-focused care for total joint replacements, spine, trauma, orthopedic oncology, sports medicine and hand and foot procedures. For the purposes of this Community Health Needs Assessment, the Parkview Ortho Hospital service area consists of Allen County, Indiana.

Parkview Ortho Hospital is dedicated to providing a personalized approach to unique orthopedic needs in a state-of-the-art facility.



Commonly Performed Procedures:

- Arthroscopic knee and shoulder surgeries
- Lumbar and cervical spine discectomies
- Anterior cruciate ligament (ACL) reconstructions
- Rotator cuff repairs
- Carpal tunnel releases
- Trigger finger releases
- Bunionectomies
- Surgical corrections of ankle and foot deformities
- Fracture treatments
- Selective nerve root injections (pain blocks)
- Total hip replacements, anterior and posterior approaches
- Total knee replacements
- Total shoulder replacements



Board-Certified
Physicians



Specialized
Orthopedic
Care

INTRODUCTION TO CHNA PROCESS

The goals of the Community Health Needs Assessment (CHNA) are to learn about the health needs of the community and create plans to address those needs. In this CHNA for Parkview Health, several types of data were gathered to accomplish this:

- Surveys
- Focus groups
- Secondary data (through Metopio, a health data tool)

These data sources were chosen to broadly understand the community's health. We looked at needs across income level, race, ethnicity, age (18 years and older) and rural and urban areas. After all data was gathered and analyzed, the top health needs were shared with each community. Representatives selected the most important needs to address from 2025 to 2028.

Attention was given to learning the needs of specific groups, major health concerns and service gaps based on feedback from the community and key informants.

Priority Health Needs

Through a step-by-step process, we identified the top needs in Allen County, where Parkview Ortho Hospital is located.

Top Five Health Concerns

- Access to Mental Health Care and Addiction Services
- Diabetes
- Affordable and Healthy Food
- Mental Health and Mental Disorders
- Obesity



Community and hospital leaders took part in a prioritization process to select the needs that were most pressing, widespread and fit for intervention. The top needs chosen for Parkview Ortho Hospital were Obesity, Affordable and Healthy Food and Diabetes. Mental Health was selected as the Parkview systemwide priority.



*The CHNA identifies the greatest health needs in the region.
It also helps find ways to address those needs in a manner
that aligns with Parkview's mission, expertise and resources.*

Since 2012, the CHNA has taken place every three years in accordance with the Affordable Care Act. It has helped Parkview Health understand the community's changing health needs. Since 2022, the CHNA has been led by the Health Services and Informatics Research (HSIR) group at Parkview's Mirro Center for Research and Innovation.

The CHNA helps Parkview learn more about what health concerns are important to the communities we serve in three ways:




1. Understand Community Needs

Pinpoint the health and social problems that each community faces.




2. Prioritize Needs

Guide strategic plans based on what each community needs most.



3. Identify Resources and Challenges

Determine what is available and what is missing to address needs.



Conducting the Assessment

Parkview Health's HSIR team carried out the CHNA from February 2024 to September 2025. By using various data sources, we identified the top health needs in the community. We compared needs at the county level with those of the Parkview Health service area and the entire state. Findings were shared with the community and hospital partners to determine which health needs were most pressing.



Primary Data

Data were collected from the community using **surveys** and **focus groups**. The survey included questions aimed at both the respondent's personal health problems as well as their perceptions about top health concerns and other aspects impacting community well-being. Survey data was gathered from both people living in the community and individuals ("key informants") working for organizations that serve the community (e.g., schools, hospitals). Focus groups were held with a subset of community members and were used to gather deeper insights and experiences through conversation, allowing people to share thoughts that might not be mentioned in survey answers.

Community Survey Overview

- Carried out from September 2024 to December 2024
- Completed by 5,030 residents and 960 key informants in the Parkview Health service area, including 2,015 residents and 242 key informants in Allen County
- Collected from residents aged 18 and older
- Available online and on paper in English, Spanish, Burmese, Karen and Arabic
- Shared through MyChart patient portal, mail, in-person, press release and blog posts
- Collected at in-person events: festivals, sporting events, health fairs for seniors, families and those experiencing homelessness, food banks, YMCAs, public libraries & markets
- Twenty questions for residents and nine questions for key informants
- Assessed demographics, top health concerns, top quality of life concerns, health care access, mental health and digital access
- Aimed to include people of all ages (18+), races, ethnicities, income levels and the urban-rural continuum

Focus Group Overview

Community Forums

- Carried out from March 2025 to May 2025
- Thirty-four focus groups held during local Community Forums across the Parkview Health service area (five to 15 people in each focus group)
- Participants were 18 years and older, from diverse backgrounds and provided a range of services to community members
- Each hospital's community health leaders sent email invites to participants
- Aimed to understand top community health needs, related barriers and available resources and solutions for addressing health needs

Parkview Ortho Hospital

- Two focus groups carried out in March 2025 with Parkview Ortho staff (nine participants) and Patient Advisory Committee (two participants)
- Aimed to understand the needs of community members seeking orthopedic care

Secondary Data

The Metopio platform helped us gather data from several public sources. Combined with survey and focus group findings, this data helped us better understand each community's health landscape. We used Metopio to examine health behaviors, outcomes and social factors across groups. This allowed us to pinpoint the areas of greatest need within the Parkview Health service area. For each health theme, data is reported using the most recent five-year average or single year of data.

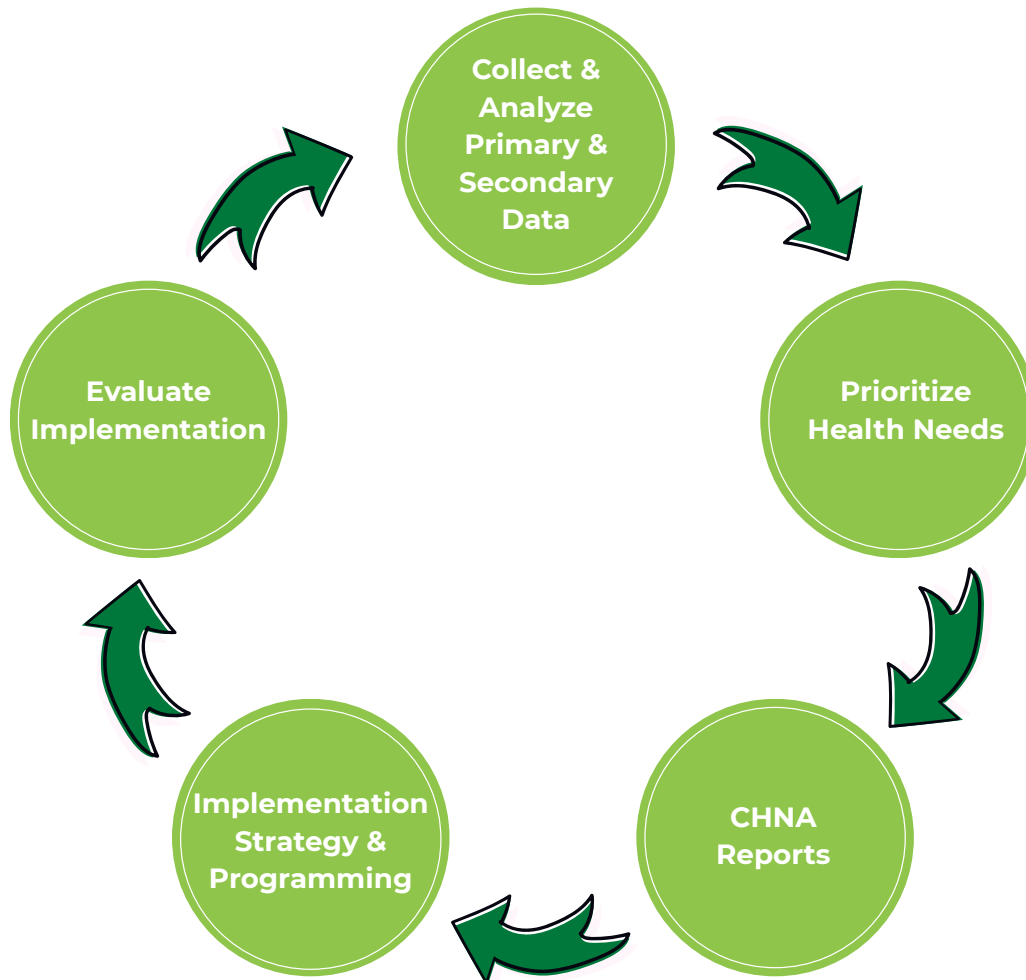
To learn more about each community in the Parkview Health system, please visit our **Parkview Health Community Data Hub**: <https://parkview.metopio.io>

Closing the Loop

The CHNA is not just one report. Instead, it is a continuous three-year cycle where Parkview:

- Collects and analyzes community-based data
- Pinpoints needs within each county and within the health system
- Implements action plans to address those needs

Three-year CHNA Cycle; Parkview Health CHNA Process



Priority Health Needs & Impact from 2022 CHNA

During the 2022 CHNA prioritization session, Parkview Ortho Hospital chose Obesity as their top health need, along with Mental Health, the Parkview Health systemwide priority. The Impact Report for Parkview Ortho Hospital can be found in Appendix A. Parkview did not receive written comments in response to the 2022 CHNA. For comments on the 2025 CHNA, please email Community.Health@Parkview.com.

DEMOGRAPHIC FACTORS



Who Lives in Allen County?

Demographic factors impact a person's ability to lead a healthy life. Understanding these factors helps shape plans to improve community health.

Population



388,791

residents¹

Sex



191,288

(49.2%)
males¹



197,503

(50.8%)
females¹

1. US Census Bureau, American Community Survey (2019-2023)

Age

Age ¹	Population	Percentage
0 - 4 years	26,582	6.8%
5 - 17 years	72,800	18.7%
18 - 39 years	114,142	29.4%
40 - 64 years	115,731	29.8%
65 and older	59,536	15.3%



Different age groups and racial or ethnic groups may have unique needs to consider when looking at health

Race and Ethnicity

Race/Ethnicity ¹	Population	Percentage
Non-Hispanic White	274,650	70.9%
Hispanic or Latino	34,095	8.8%
Two or more races	17,315	4.5%
Non-Hispanic Black	41,658	10.8%
Asian	19,286	5.0%
Native American	211	0.1%
Pacific Islander	188	0.0%



29.4%

of Allen County residents are young adults¹



Rural-Urban Continuum Code²

Codes range from 1-9

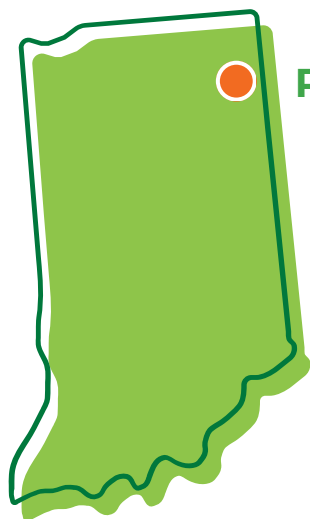
1 = highly-populated metro areas
9 = fully rural areas

2

1. US Census Bureau, American Community Survey (2019-2023)

2. US Department of Agriculture (USDA) - Economic Research Service (2023)

Parkview Ortho Hospital Service Area



Parkview Ortho Hospital

33
zip codes²

657
square miles¹



20
townships³



predominantly
urban⁴

Parkview Ortho Hospital Community Service Area Zip Codes²

46704	46706	46723	46733	46741	46743
46745	46748	46765	46773	46774	46777
46797	46798	46799	46802	46803	46804
46805	46806	46807	46808	46809	46814
46815	46816	46818	46819	46825	46835
46845	46783	46788			

1. US Census Bureau, American Community Survey (2019-2023)

2. United States Zip Code Database (2025)

3. Indiana Department of Local Government Finance (2023)

4. US Department of Agriculture (USDA) - Economic Research Service (2023)

SOCIAL DRIVERS OF HEALTH (SDOH)



Healthy People 2030 defines social drivers of health (SDOH) as the conditions in the environments where people are born, live, learn, work, play, worship and age. These conditions affect a wide range of health, functioning and quality-of-life outcomes and risks. The five domains of SDOH include economic stability, education access and quality, health care access and quality, neighborhood and built environment and social and community context. For this report, the primary and secondary data are presented in order of the SDOH topics.

Access to care refers to the resources a community has to meet a range of health needs. Examples include having insurance and available health care providers.



8.2%

of Allen County residents have **no health insurance**¹



The uninsured rate in Allen County (8.2%) is **below** the rate of the Parkview Health service area (10.8%) and **similar to** the state rate (7.6%).¹



7.0%

lack access to **the internet**¹



26.7%

lack access to **non-ER medical care**²

What we heard from the community³

- People seeking treatment **need more support** to help them navigate pre-op and follow-up needs. This should include **assistance with accessing social and mental health services** when needed.
 - There is a **need for better insurance coverage** for post-op follow-up and wellness.
 - In some counties, there is a lack of **home services** to support recovery.
 - Some people can't afford **key medications** like blood thinners.
- "Socioeconomics play a factor in everything. That's why disparities are so different in different zip codes."*

1. US Census Bureau, American Community Survey (2019-2023)

2. Parkview Community Health Survey - Allen County (2024)

3. Parkview Community Forum - Parkview Ortho service area; Parkview Ortho Hospital Focus Groups (2025)

PER CAPITA INDICATORS

Rates per 100,000 residents



82.8

Primary Care
Providers



24.1

Pharmacies



89.0

Specialty
Physicians

People in Allen County have **more access** to primary care providers / specialty physicians (higher rate per 100,000 residents) compared to Indiana (75.8 / 77.8) and those living in the Parkview Health service area (62.8 / 50.3).¹ People in Allen County have **a similar amount of access** to pharmacies as those living in the Parkview Health service area (23.5), but **slightly less access** than those across Indiana (25.9).²

PROBLEMS GETTING CARE



20.4%

Primary Care
Providers



16.0%

Pharmaceutical
Care



30.7%

Specialty
Care

CHNA survey respondents in Allen County said they had a hard time getting the health care they needed. Nearly **1 in 3** had a hard time getting in to see a provider who specializes in a particular illness (e.g., heart conditions), while **1 in 5** had a hard time getting an appointment with a primary care provider.³

1. Health Resources & Services Administration, Area Health Resources Files (2022)

2. Centers for Medicare & Medicaid Services, National Provider Identifier Files (2025)

3. Parkview Community Health Survey - Allen County (2024)

Many factors can affect access to fresh, healthy and affordable food. These include how far someone lives from a grocery store, the presence of school lunch programs and if fruits and vegetables are available.

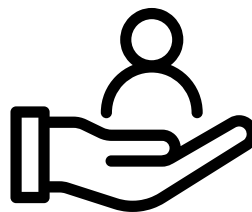


Access to food is an important social factor that affects health. 'Food Access' can be measured by many factors, such as the number of residents who are food insecure, households receiving SNAP (food stamp) benefits and those who are in poverty not receiving SNAP.

The **rate of food insecurity** in Allen County (14.3%) is **similar to** Parkview Health service area (13.9%) and Indiana (15.1%). Allen County rates are highest in the non-Hispanic Black community (30.0%) and the Hispanic/Latino community (25.0%).¹

8.9%

of households receive
SNAP (food stamp)
benefits²



60.0%

of households in
poverty do not receive
SNAP benefits²

What we heard from the community³

- Sometimes patients who are on many medications have to **choose between buying food or paying for their prescriptions.**
- Patients are taught that good nutrition is important before and after surgery, but they are **not asked if they have access to healthy food.**
- Many students don't take advantage of free school food programs due to **stigma and feelings of shame** around needing help.
"High schoolers not as forthcoming as to whether or not they have food at home"
- Patients and health care workers often **don't know about food pantries or programs** that could help the patient access healthy food.

1. Feeding America, Map the Meal Gap (2023)

2. US Census Bureau, American Community Survey (2019-2023)

3. Parkview Community Forum - Parkview Ortho service area; Parkview Ortho Hospital Focus Groups (2025)

The quality and cost of housing directly impact well-being. If housing is too expensive or if there are too many empty or crowded homes, it can lead to problems like losing one's home or becoming homeless. These issues can affect a person's health.

What we heard from the community¹

- A **safe and clean home environment** is important to the post-op healing process.
- **Inconsistent screening** for a safe home environment can have a negative impact on recovery.

Housing Cost Burden

The percent of households spending more than 30% of their income on housing.²



22.8%

Housing Insecurity

The percent of adults who were not able to pay their mortgage, rent or utility bills in the past 12 months.³



11.7%

The housing cost burden in Allen County is **slightly above** the Parkview Health service area average of 21.3% and **slightly lower** than the state average of 24.3%.²

Housing insecurity in Allen County is **similar to** the Parkview Health service area rate (11.7%) and the Indiana rate (12.2%).³

1. Parkview Community Forum - Parkview Ortho service area; Parkview Ortho Hospital Focus Groups (2025)

2. US Census Bureau, American Community Survey (2019-2023)

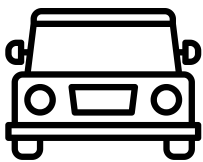
3. CDC, PLACES Project (2022)

Not having transportation can make it difficult for people to get to the doctor, work, school and grocery stores that have healthy food options. This can lead to poor health outcomes and social isolation.

What we heard from the community¹

- Community transportation, especially in rural areas, is **hard to find, expensive and does not include evening and weekend hours**. This can impact people's ability to access and continue care.
- **Traveling to Allen County for care can be difficult** for some people.
- Lack of transportation **can impact recovery** after surgery.
- **More funding is needed** for transportation services.

Lack of Transportation



8.3%
of adults lack
transportation

The lack of transportation in Allen County is **similar to** that of Indiana (8.5%) and the Parkview Health service area (8.2%).²



1. Parkview Community Forum - Parkview Ortho service area; Parkview Ortho Hospital Focus Groups (2025)
2. CDC, PLACES Project (2022)

Socio-economic factors strongly impact community health and well-being. These include things like how many people graduate from high school, how much money they earn and whether they have jobs.



90.3%

graduate high school¹



Allen County



88.5%

graduate high school¹



Parkview Health



90.2%

graduate high school¹



Indiana

Factor	Allen County	Indiana
Childcare Cost Burden Childcare costs for a household with two children as a percent of median household income. ²	35.2%	30.8%
Median Household Income Income in the past 12 months. ¹	\$68,839	\$70,051
Poverty Rate Percent of residents in families that are below the Federal Poverty Level. ¹	12.2%	12.2%
Unemployment Rate Percent of residents 16 and older in the civilian labor force who are actively seeking employment. ¹	4.6%	4.3%

1. US Census Bureau, American Community Survey (2019-2023)

2. University of Wisconsin Population Health Institute, County Health Rankings (2024)

Violent Crime

Parkview Ortho Hospital

Violent crime includes homicide, criminal sexual assault, robbery, aggravated assault and aggravated battery.



**314.6 crimes per
100,000 residents**

Allen County has a **lower** rate compared to Indiana (323.3) and a **higher** rate compared to the Parkview Health service area (197.3).¹

**Please note that county-level crime totals may appear lower than expected due to changes in reporting systems, resulting in incomplete crime data reported to the FBI.*

Built Environment

Parkview Ortho Hospital

The built environment refers to the man-made places around us. This includes things like buildings, streets, parks and transportation systems.

What we heard from the community²

- **More public spaces** are needed for exercise and wellness.
- Policies have a **direct impact on the health** of communities.
"[the] state legislature passed a bill that removes the requirement of PE and health related classes in high school."



Walkability Index

9.4/20



Access to Exercise

84.8%

Allen County is **easier to walk around** compared to the Parkview Health service area and Indiana (both 7.7).³

Allen County has **more places to exercise** compared to the Parkview service area (70.8%) and Indiana (76.2%).⁴

1. Federal Bureau of Investigation, FBI Crime Data Explorer (2017-2021)

2. Parkview Community Forum - Parkview Ortho service area; Parkview Ortho Hospital Focus Groups (2025)

3. US Environmental Protection Agency, National Walkability Index (2024)

4. University of Wisconsin Population Health Institute, County Health Rankings (2024)

KEY HEALTH THEMES

Overall Health

Chronic Disease

Behavioral Health

Maternal/Child Health

Elder Health

Infectious Diseases

Oral/Dental Care

STD/STI/HIV

Health Behaviors

For this CHNA report, primary and secondary data were gathered and analyzed around the top health themes and concerns listed above. The report highlights the county's key statistics from surveys and secondary data. Key insights gathered through focus groups are also included. A closer look at the data for each of these themes will be provided in this report.

Overall health refers to how well people feel both physically and mentally. This includes factors like how long people live, self-reported health and quality of life.

Life Expectancy

75.6 years

Average age at death of all people born in this place, or all people who have lived to the start of the specified age bracket.¹



Self-Reported Poor Physical Health

13.0%

Percent of resident adults aged 18 and older who report 14 or more days during the past 30 days during which their physical health was not good.²



Visited Doctor for Routine Checkup

76.1%

Percent of resident adults aged 18 and older who report having been to a doctor for a routine checkup (in the previous year).²



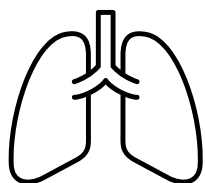
- In Allen County, people tend to **live about the same** length as those in the Parkview Health service area (76.0 years) and Indiana (75.1 years).¹
- 13% of adults in Allen County say they have **poor physical health**, which is **similar** to rates in Indiana (12.9%)³ and the Parkview Health service area (13.0%).²
- A **similar** number of adults in Allen County **visit the doctor regularly** compared to those in Indiana (76.9%)³ and the Parkview Health service area (75.6%).²

1. University of Wisconsin Population Health Institute, County Health Rankings (2020-2022)

2. CDC, PLACES Project (2022)

3. CDC, Behavioral Risk Factor Surveillance System-BRFSS (2022)


Chronic diseases and related factors often cause the greatest burden on health in a community. This includes conditions like diabetes, heart disease, asthma and obesity. The following conditions are highlighted due to prevalence, mortality trends and concern from community and key informant survey respondents.


7.7%

of residents have been diagnosed with **chronic obstructive pulmonary disease (COPD)**.¹


6.5%

of residents have been diagnosed with **coronary heart disease (CHD)**.¹


10.8%

of residents have been diagnosed with **asthma**.¹







Metabolic & Cardiovascular Health		Diagnosed % Allen County	Diagnosed % Indiana
	Diabetes	11.6% ¹	11.1% ²
	High Blood Pressure	32.6% ¹	32.2% ²
	Obesity	38.3% ¹	37.9% ²
	High Cholesterol	30.5% ³	30.6% ⁴

1. CDC, PLACES Project (2022)

2. CDC, Behavioral Risk Factor Surveillance System (2022)

3. CDC, PLACES Project (2021)

4. CDC, Behavioral Risk Factor Surveillance System (2021)

Chronic Disease Mortality ¹		Deaths Per 100,000 Allen Residents	Deaths Per 100,000 Indiana Residents
	Heart Disease	181.4	184.3
	Cancer	184.0	163.9
	Lower Respiratory Disease	55.1	53.1
	Stroke	49.4	41.9
	Diabetes	43.3	28.5
	Kidney Disease	16.4	17.7

In Allen County, the diagnosis rates for many chronic diseases are **similar to** the rates of diagnosis in the Parkview Health service area and Indiana. However, for some chronic diseases, such as cancer, chronic lower respiratory disease and stroke, **mortality rates** in Allen County are **higher** than in Indiana, though **lower** than in the Parkview Health service area.¹ Data for Parkview service area can be found here: <https://parkview.metop.io>

What we heard from the community²

- There is an **increase in patients with chronic conditions** like diabetes, obesity and high blood pressure.
 - These conditions **complicate surgery and recovery** when not well managed. This could delay or prevent surgery.
- **Fear of diabetes** may lead people to avoid seeing physicians or getting screenings completed.
- Many people **lack knowledge about hygiene and care tasks** after surgery.
- Income level can play a role in diabetes diagnosis and treatment. This **can negatively impact post-op healing**.
- Mental health and food access **play a role in diabetes control and obesity**.
"There is a major lack of mental health care in the area, that is a contributing factor in the battle with obesity."

1. CDC, National Vital Statistics System-Mortality (2019-2023)

2. Parkview Community Forum - Parkview Ortho service area; Parkview Ortho Hospital Focus Groups (2025)

Behavioral health refers to a state of mental, emotional and social well-being or behaviors and actions that affect wellness. It also includes how people get support and treatment. Behavioral health is an overarching term that refers to mental health (well-being, mental health conditions), suicidality and substance use disorders.

Mental Health Conditions



24.1%

of adults living in Allen County have depression, which is **similar to** both Indiana (24.4%) and the Parkview service area (24.9%).¹



14.9

is the suicide mortality rate (deaths per 100,000 residents) in Allen County, which is **similar to** the Indiana state average (15.8) and the Parkview Health service area average (14.7).²

Substance Use Disorders



Drug Overdose Mortality

Allen County has a rate of 31.6 drug overdose deaths (per 100,000 residents). This is **less** than the Indiana rate (36.3) but **higher** than the Parkview service area rate (25.7).²



Alcohol-Related Mortality

Allen County's rate of alcohol-related mortality is 14.9 (per 100,000 residents). This is **similar to** the Parkview Health service area rate (14.6) but **higher** than the overall rate for Indiana (13.3).²

1. CDC, PLACES Project (2022)

2. CDC, National Vital Statistics System-Mortality (2019-2023)

Access to Mental Health and Addiction Services

Number of Mental Health Providers <i>(per 100,000 residents)¹</i>	655.8 Allen	430.5 Parkview	545.0 Indiana
Number of Psychiatrists <i>(per 100,000 residents)²</i>	14 Allen	8 Parkview	16 Indiana

CHNA Community Survey Findings³

20.7% of survey respondents reported being **anxious**

16.1% of survey respondents reported being **depressed**

62.8% listed **mental health** as one of the **top health concerns** in their community

21.2% said they had **trouble** getting **mental health or addiction help**

What we heard from the community⁴

- Mental health **struggles can contribute to obesity and diabetes**. These conditions can then negatively affect surgical outcomes.
- **There is a need for more education** on mental health, addiction and the importance of treatment.
- There is a **lack of support groups or follow-up** classes to help with mental health concerns during post-op recovery.
- Those who live alone are **especially likely to face mental health challenges** due to limited support.

1. Centers for Medicare & Medicaid Services, National Provider Identifier Files (2025)

2. Health Resources & Services Administration, Area Health Resources Files (2025)

3. Parkview Community Health Survey - Allen County (2024)

4. Parkview Community Forum - Parkview Ortho service area; Parkview Ortho Hospital Focus Groups (2025)

The health of mothers and children is important to the overall well-being of a community. This can be affected by factors such as limited access to health care, mental health issues and feeling disconnected. This data highlights the need for targeted interventions to improve infant health outcomes in Allen County.

Low Birth Weight



9.3%

of live births are less than 5 lbs, 8 oz. in Allen County. This is **higher** when compared to the Parkview Health service area (8.1%) and Indiana (8.4%).¹

Prenatal Care in 1st Trimester



71.7%

of mothers-to-be received care in the first three months of pregnancy. This is **similar** to the Parkview service area (71.4%) and **lower** than Indiana (76.0%).¹

Child Abuse and Neglect

8



per 1,000 children are subject to child abuse and neglect.²

Smoking During Pregnancy



6.7%

of births were to mothers who smoked cigarettes during their pregnancy.¹

Infant Mortality



7.3

infant deaths - deaths of infants in the first year of life - per 1,000 live births were recorded for Allen County.¹

What we heard from the community³

- Need to **encourage physical activity and focus on healthy habits** when people are young.
- **Children can't grasp** how obesity and diabetes can affect them long term.
- There is a **growing concern about injury prevention and re-injury risks** for youth.
"Kids are being pushed - we are seeing multiple re-injuries and multiple reconstructions, especially in those doing sports year-round."

1. Health Resources & Services Administration, Maternal and Child Health Bureau (2020-2022)

2. Indiana Department of Child Services, Indiana University Child Abuse and Neglect Rates (2023)

3. Parkview Community Forum - Parkview Ortho service area; Parkview Ortho Hospital Focus Groups (2025)

Elder health focuses on concerns like falls, Alzheimer's disease and other dementias. These problems are often the biggest health challenges for older people.

14.5

deaths per 100,000 residents
are a result of a fall

34.4

deaths per 100,000 residents
are due to Alzheimer's disease



In Allen County, women were nearly twice as likely to die from Alzheimer's as men from 2019-2023.²

In Allen County, the rate of deaths from falls is **similar** to the Parkview Health service area (14.3), but **higher** than Indiana (8.3)¹.

The rate of deaths due to Alzheimer's in Allen County is **similar** to the Parkview Health service area rate (35.3), but **higher** than Indiana's rate (30.2)².

What we heard from the community³

- Older adults often have **more trouble with transportation and accessing healthy food**.
- Seniors are more likely to live alone and **need more support** before and after surgery to improve outcomes.



1. CDC, National Vital Statistics System-Mortality (2022)

2. CDC, National Vital Statistics System-Mortality (2019-2023). Deaths per 100,000 residents due to Alzheimer's disease (ICD-10 code G30)

3. Parkview Community Forum - Parkview Ortho service area; Parkview Ortho Hospital Focus Groups (2025)

Infectious diseases are illnesses caused by germs like viruses and bacteria. Public health tools like prevention and vaccination are key to stopping and managing disease outbreaks.

Medicare Flu Vaccination Rate

People enrolled in Medicare who received a flu shot at any point during the year¹



48.0%

Influenza and Pneumonia Mortality

Deaths per 100,000 residents due to influenza and pneumonia²



9.5



In Allen County, **more** Medicare beneficiaries received a flu shot than in Indiana (47.0%) and the Parkview Health service area (45.8%).¹ However, over half of this population, which is at higher risk of dying from the flu, remains unvaccinated.¹


Allen County has **fewer** deaths per 100,000 people from flu and pneumonia than Indiana (10.9) and the Parkview Health service area (11.6).²

1. US Health and Human Services, Vaccines & Immunizations (2023)

2. CDC, National Vital Statistics System-Mortality (2019-2023)

Oral health has a strong impact on overall health. Dental check-ups, preventive care and education help people lead healthier lives. Access to dental care is important.

Problem Getting Dental Care



16.8%

Visited Dentist in previous year



59.5%

1 in 6 CHNA survey respondents reported having trouble getting dental care.¹

The number of people who visited a dentist in Allen County (59.5%)² is **similar to** the Parkview service area (60.0%),² but **slightly lower** than the state of Indiana (62.8%).³



1. Parkview Community Health Survey - Allen County (2024)

2. CDC, PLACES Project (2022)

3. CDC, Behavioral Risk Factor Surveillance System (2022)

Sexually transmitted diseases (STDs), sexually transmitted infections (STIs) and human immunodeficiency virus (HIV) are major public health concerns. They impact a person's physical health, emotional well-being and quality of life. Access to testing, treatment and education are key to preventing the spread of these infections.

HIV Cases¹

STI Cases¹

For every 100,000 people, there are:

193.4

HIV cases in
Allen County



988.6

STI cases in
Allen County

129.2

HIV cases in
**Parkview Health
service area**



671.4

STI cases in
**Parkview Health
service area**

223.0

HIV cases in
Indiana



918.6

STI cases in
Indiana

Health behaviors are actions and habits that can help or hurt a person's physical, mental and social well-being. These include diet, exercise, substance use, preventive screenings and vaccinations.

Cigarette Smoking



18.8%

No Exercise



26.9%

18.8%¹ of adults in Allen County **smoke cigarettes**, which is **similar** to the Parkview Health service area (19.1%)¹ and **higher** than in Indiana (16.5%).² Compared to Indiana (26.5%)² and the Parkview Health service area (27.3%),¹ a **similar number** of people (26.9%)¹ **do not exercise** in Allen County.

What we heard from the community³

- **Exercise and nutrition are key** to improving post-surgery outcomes. There is a **need for more proactive, affordable** Wellness programs.
- The use of diabetes tech, like continuous glucose monitors, **helps people manage their diabetes**.



1. CDC, PLACES Project (2022)

2. CDC, Behavioral Risk Factor Surveillance System (2022)

3. Parkview Community Forum - Parkview Ortho service area; Parkview Ortho Hospital Focus Groups (2025)

Prioritization Overview

After gathering and analyzing the data—including applying additional weighting to survey responses from individuals identified as part of vulnerable populations—the HSIR team used a structured process to pinpoint the community's most urgent health needs. This process was meant to be inclusive and data-driven, ensuring that the chosen priorities represented both community members' experiences and health trends. The process involved meetings with community stakeholders and final selection of top health needs by hospital leaders.

Community Prioritization Sessions

- Carried out between March 2025 and May 2025 for each hospital.
- Attendees were professionals who provide a wide range of services to community members from diverse backgrounds. *(See Appendix B for list of attendees.)*
- Ahead of the meeting, attendees were sent a printed scorecard with the top health needs identified for their county and related data.
- Presentation at the meeting covered data trends on the top health needs, with a focus on geographic, socioeconomic, racial, ethnic, gender and age-related disparities. *(These slides are posted on the website where you found this report.)*
- Attendees discussed the benefits and challenges to addressing the health needs.
- Attendees voted to rank the top health needs based on significance, severity, relation to social drivers of health and suitability for intervention.

Selected Health Priorities

The list of top health needs from each session and qualitative summaries from Community Forums were shared with Parkview Ortho Hospital leadership in June 2025. Hospital leaders reached consensus on the final top health priorities with consideration given to resources, prevalence of the health need, impact on vulnerable populations and suitability to address the health need.

Selected Priorities for Parkview Ortho Hospital

- Obesity
- Affordable and Healthy Food
- Diabetes



The following is a list of datasets used during the analysis of secondary data. All datasets were accessed via the Metopio platform. A URL for each dataset is available upon request.

1. CDC, Agency for Toxic Substances and Disease Registry - Environmental Justice Index
2. U.S. Census Bureau, American Community Survey (ACS)
3. Health Resources & Services Administration, Area Health Resources Files (AHRF)
4. CDC, Behavioral Risk Factor Surveillance System (BRFSS)
5. University of Wisconsin Population Health Institute, County Health Rankings
6. Dwyer-Lindgren, Mokdad, et al. (Population Health Metrics, 2014)
7. Diabetes Atlas
8. U.S. Department of Agriculture (USDA) - Economic Research Service
9. Federal Bureau of Investigation, FBI Crime Data Explorer
10. Indiana Department of Child Services, Indiana University Child Abuse and Neglect Rates
11. Indiana Department of Local Government Finance
12. Feeding America, Map the Meal Gap
13. Centers for Medicare & Medicaid Services (CMS), Mapping Medicare Disparities
14. Health Resources & Services Administration, Maternal and Child Health Bureau (MCHB)
15. CDC, National Center for Health Statistics
16. Centers for Medicare & Medicaid Services (CMS), National Provider Identifier Files (NPI)
17. CDC, National Center for HIV/AIDS, Viral Hepatitis, STD, and TB Prevention; Atlas Plus
18. CDC, National Vital Statistics System-Mortality (NVSS-M)
19. CDC, National Vital Statistics System-Natality (NVSS-N)
20. Parkview Community Health Survey - **Allen County**
21. Parkview Community Forums and Focus Groups - **Parkview Ortho Hospital**
22. CDC, PLACES Project
23. Razzaghi, Wang, et al. (MMWR Morb Mortal Wkly Rep 2020)
24. State public health departments
25. U.S. Department of Health and Human Services, Substance Abuse and Mental Health Services Administration (SAMHSA)
26. United States Zip Code Database

Appendix A - Community Impact Report

This report highlights the progress and measurable outcomes of Parkview Health's community outreach initiatives carried out between 2022 and 2024, as guided by our 2023 Implementation Strategy. Each program and service detailed herein reflects our commitment to addressing the key needs identified in the 2022 Community Health Needs Assessment. The following results demonstrate our ongoing dedication to equity, access, and measurable health improvements in the communities we serve. As we reflect on our progress and outcomes, we remain committed to building healthier communities through innovation, partnership, and compassionate care.

Mental Health

School-Based Mental Performance Program

Launched in 2023, this program focuses on mindset, resilience and mental skills training for student-athletes. It addresses performance anxiety, goal-setting, focus and overall well-being, supporting youth in managing mental challenges both on and off the field.

Highlighted Outcomes

- Participating schools: 13 (2023) → 15 (2024)
- Team talks delivered: 27 (2023) → 15 (2024)
- Individual clients served: 32 (2023) → 62 (2024)
- Improved mental wellness and performance focus
- Supported emotional resilience during competition
- Doubled number of individual athletes receiving mental performance coaching

Obesity

School-Based Athletic Trainer Certified (ATC) Program

The ATC Program embeds certified athletic trainers in local high schools and colleges to provide preventive care, emergency response, injury evaluation and rehabilitation services. Trainers also lead health screenings, injury prevention education and collaborate on nutrition and fitness initiatives, with a mission to promote safe athletic participation and reduce injuries.

Highlighted Outcomes

- Schools served: increased from 27 (2022) to 34 (2024)
- Unique patients: grew from 18,464 (2022) to 23,024 (2024)
- Total encounters: increased from 64,479 (2022) to 76,036 (2024)
- Increased student safety during athletic participation
- Expanded access to injury prevention resources
- Increased physical activity participation in youth sports

School-Based Human Performance Program

The Human Performance Program provides school-based athletic development focused on enhancing physical performance and reducing injury risk. Through structured training in strength, agility and endurance, this program promotes overall health and sports performance among middle school, high school and collegiate athletes.

Highlighted Outcomes

- Participating high schools: from nine (2022) to 13 (2024)
- College partners: maintained at three to four schools
- Students reached: 3,100 annually (2023 & 2024; no data for 2022)
- Broadened access to performance training in school settings
- Promoted a culture of athletic development and injury resilience
- Elevated student-athlete engagement and preparedness

School-Based Nutrition Program

This program delivers team-based and individual nutrition education for student-athletes. Since 2023, registered dietitians have provided students with guidance on fueling for performance, hydration, recovery and healthy eating habits. Educational talks and individual counseling support athletes in adopting lifelong nutritional health.

Highlighted Outcomes

- Participating schools: 18 (2023) → 17 (2024)
- Team talks delivered: 66 (2023) → 28 (2024)
- Individual clients served: 110 (2023) → 85 (2024)
- Boosted nutrition literacy in young athletes
- Supported performance and recovery with dietary strategies
- Helped mitigate risks associated with poor eating habits

Appendix B - Prioritization Participating Organizations

Prioritization session attendees represented several organizations in the Parkview Ortho Hospital service area.

Organization/Department	Area of Work
CTN	Non-profit/Community-based/Social Service
Excel	Business
Fort Wayne Community Schools	Health Care, Education
Ortho NorthEast (ONE)	Business, Health Care
Parkview	Health Care, Non-profit/Community-based/Social Service Organization, Education and Business
Parkview Ortho Hospital	Education, Health Care
PSO/PKSO	Health Care
Turnstone Center	Non-profit/Community-based/Social Service

Appendix C - Community Resources

This list highlights healthcare facilities and community organizations that are available to address significant health needs identified in this CHNA.

Organization Name	City	Zip Code
Affordable and Healthy Food		
Bowen Center - No Wrong Door Service	Fort Wayne	46806
Community Transportation Network	Fort Wayne	46825
Parkview Health - Veggie Rx	Fort Wayne	46808
Parkview Sports Medicine	Fort Wayne	46805
St. Joe Community Foundation	Fort Wayne	46802
Diabetes		
Ortho NorthEast	Fort Wayne	46825
Orthopedic Bone Health and Weight Loss Management Center	Fort Wayne	46825
Parkview Endocrinology	Fort Wayne	46808
Parkview Sports Medicine	Fort Wayne	46805
Parkview Therapy Services	Fort Wayne	46808
Parkview Weight Management	Fort Wayne	46808
Veggie Rx	Fort Wayne	46808
YMCA	Fort Wayne	46802
Mental Health and Mental Disorders		
Bowen Center	Fort Wayne	46806
Parkview Sports Medicine	Fort Wayne	46805

Obesity		
Ortho NorthEast	Fort Wayne	46825
Orthopedic Bone Health and Weight Loss Management Center	Fort Wayne	46825
Parkview Sports Medicine	Fort Wayne	46805
Parkview Therapy Services	Fort Wayne	46808
Parkview Weight Management	Fort Wayne	46808
YMCA	Fort Wayne	46802
Access to Mental Health Care and Addiction Services		
Parkview Sports Medicine	Fort Wayne	46805
Bowen Center	Fort Wayne	46806
Housing Affordability		
St. Joe Community Foundation	Fort Wayne	46802
Insurance for Health Care		
St. Joe Community Foundation	Fort Wayne	46802

Additional resources for a broad range of assistance:

Findhelp.org is an online tool that connects people to support, including financial assistance, food pantries, medical care and other free or reduced-cost help.

<https://www.findhelp.org/>

211 is a free and confidential service that helps people find local resources like food, housing, health care and job support by calling or texting 211.

<https://www.211.org/>