



2025 Community Health Needs Assessment

Parkview LaGrange Hospital

Foreword

This report shares the results of the 2025 Community Health Needs Assessment (CHNA) for Parkview Health. The Health Services and Informatics Research (HSIR) team at the Mirro Center for Research and Innovation led data collection and analysis efforts for this report. HSIR worked with Parkview and community leaders to prioritize health needs, reflecting the voice of community members.

This report is divided into sections identified by orange banners for headings. The report will first give context about the CHNA process, how primary data was collected from the community, how secondary data was analyzed to support the report and a demographic overview. Next, the report integrates primary and secondary data focused on social drivers of health and key health behaviors. Finally, the outcomes from the community prioritization sessions are presented.

It is important to note that the data presented in this report is just a snapshot and there may be supplemental data about the county not presented. While every effort was made to thoroughly understand the health of the community, information gaps may persist due to variations in geography and time span of data collection across different sources.

The Parkview team hopes that the findings from this report help to identify current needs to support the health and well-being of the community. Past and current reports for all counties, along with prioritization session presentations and implementation strategies, can be found on the Parkview website. Detailed data for each county included in the Parkview Health service area can be found on our Community Data Hub: <https://parkview.metop.io>.

	Page
About Parkview Health.....	1
Introduction to CHNA Process.....	2
Demographic Factors.....	7
Social Drivers of Health.....	10
Access to Care.....	11
Food Access.....	13
Housing.....	14
Transportation.....	15
Socio-Economic Factors.....	16
Violent Crime.....	17
Built Environment.....	17
Key Health Themes.....	18
Overall Health.....	19

	Page
Chronic Disease.....	20
Behavioral Health.....	22
Maternal and Child Health.....	24
Elder Health.....	25
Infectious Disease.....	26
Oral and Dental Health.....	27
STD/STI/HIV.....	28
Health Behaviors.....	29
Prioritization	30
Data Sources	31
Appendix A: Community Impact Report.....	32
Appendix B: Prioritization Participating Organizations	39
Appendix C: Community Resources	40

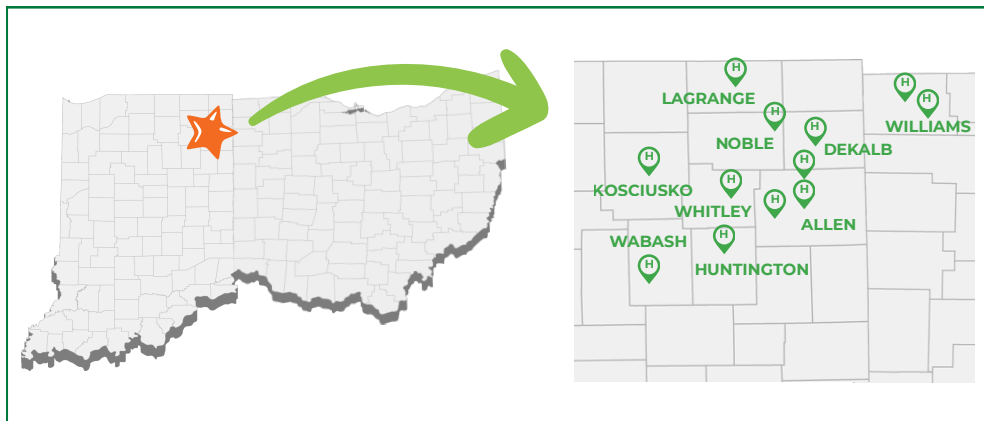
ABOUT PARKVIEW HEALTH



Parkview Health is a not-for-profit, community-based health system. It serves a population of more than 1.3 million in northeast Indiana and northwest Ohio. With more than 16,000 employees, Parkview is the region's largest employer. Parkview started as Fort Wayne City Hospital and has been serving the community since 1878. Parkview Health formed in 1995, and the heritage of care and compassion continues today with 14 hospitals and over 200 outpatient centers and physician offices.

Parkview Health has a mission to improve health and inspire well-being in the communities we serve.

For the purposes of this Community Health Needs Assessment, the Parkview Health service area consists of the counties where a full-service Parkview hospital is located. This includes Allen, DeKalb, Huntington, Kosciusko, LaGrange, Noble, Wabash and Whitley Counties in Indiana and Williams County in Ohio.



INTRODUCTION TO CHNA PROCESS

The goals of the Community Health Needs Assessment (CHNA) are to learn about the health needs of the community and create plans to address those needs. In this CHNA for Parkview Health, several types of data were gathered to accomplish this:

- Surveys
- Focus groups
- Secondary data (through Metopio, a health data tool)

These data sources were chosen to broadly understand the community's health. We looked at needs across income level, race, ethnicity, age (18 years and older) and rural and urban areas. After all data was gathered and analyzed, the top health needs were shared with each community. Representatives selected the most important needs to address from 2025 to 2028.

Attention was given to learning the needs of specific groups, major health concerns and service gaps based on feedback from the community and key informants.

Priority Health Needs

Through a step-by-step process, we identified the top needs in each county.

LaGrange County's Top Five Health Concerns

- Access to Mental Health Care and Addiction Services
- Insurance for Health Care
- Housing Affordability
- Mental Health and Mental Disorders
- Obesity



Community and hospital leaders took part in a prioritization process to select the needs that were most pressing, widespread and fit for intervention. The top chosen needs for Parkview Health, LaGrange County were Access to Care, Mental Health and Mental Disorders and Obesity. Mental Health was selected as the Parkview systemwide priority.



*The CHNA identifies the greatest health needs in the region.
It also helps find ways to address those needs in a manner
that aligns with Parkview's mission, expertise and resources.*

Since 2012, the CHNA has taken place every three years in accordance with the Affordable Care Act. It has helped Parkview Health understand the community's changing health needs. Since 2022, the CHNA has been led by the Health Services and Informatics Research (HSIR) group at Parkview's Mirro Center for Research and Innovation.

The CHNA helps Parkview learn more about what health concerns are important to the communities we serve in three ways:



1. Understand Community Needs

Pinpoint the health and social problems that each community faces.




2. Prioritize Needs

Guide strategic plans based on what each community needs most.



3. Identify Resources and Challenges

Determine what is available and what is missing to address needs.



Conducting the Assessment

Parkview Health's HSIR team carried out the CHNA from February 2024 to September 2025. By using various data sources, we identified the top health needs in the community. We compared needs at the county level with those of the Parkview Health service area and the entire state. Findings were shared with the community and hospital partners to determine which health needs were most pressing.



Primary Data

Data were collected from the community using **surveys** and **focus groups**. The survey included questions aimed at both the respondent's personal health problems as well as their perceptions about top health concerns and other aspects impacting community well-being. Survey data was gathered from both people living in the community and individuals ("key informants") working for organizations that serve the community (e.g., schools, hospitals). Focus groups were held with a subset of community members and were used to gather deeper insights and experiences through conversation, allowing people to share thoughts that might not be mentioned in survey answers.

Community Survey Overview

- Carried out from September 2024 to December 2024
- Completed by 5,030 residents and 960 key informants in the Parkview Health service area, including 406 residents and 111 key informants in LaGrange County
- Collected from residents aged 18 and older
- Available online and on paper in English, Spanish, Burmese, Karen and Arabic
- Shared through MyChart patient portal, mail, in-person, press release and blog posts
- Collected at in-person events: festivals, sporting events, health fairs for seniors, families and those experiencing homelessness, food banks, YMCAs, public libraries & markets
- Twenty questions for residents and nine questions for key informants
- Assessed demographics, top health concerns, top quality of life concerns, health care access, mental health and digital access
- Aimed to include people of all ages (18+), races, ethnicities, income levels and the urban-rural continuum

Focus Group Overview

- Carried out from March 2025 to May 2025
- Thirty-four focus groups held during local Community Forums across the Parkview Health service area
- Five to 15 people in each focus group
- Participants were 18 years and older, from diverse backgrounds and provided a range of services to community members
- Each hospital's community health leaders sent email invites to participants
- Aimed to understand top community health needs, related barriers and available resources and solutions for addressing health needs

Secondary Data

The Metopio platform helped us gather data from several public sources. Combined with survey and focus group findings, this data helped us better understand each community's health landscape. We used Metopio to examine health behaviors, outcomes and social factors across groups. This allowed us to pinpoint the areas of greatest need within the Parkview Health service area. For each health theme, data is reported using the most recent five-year average or single year of data.

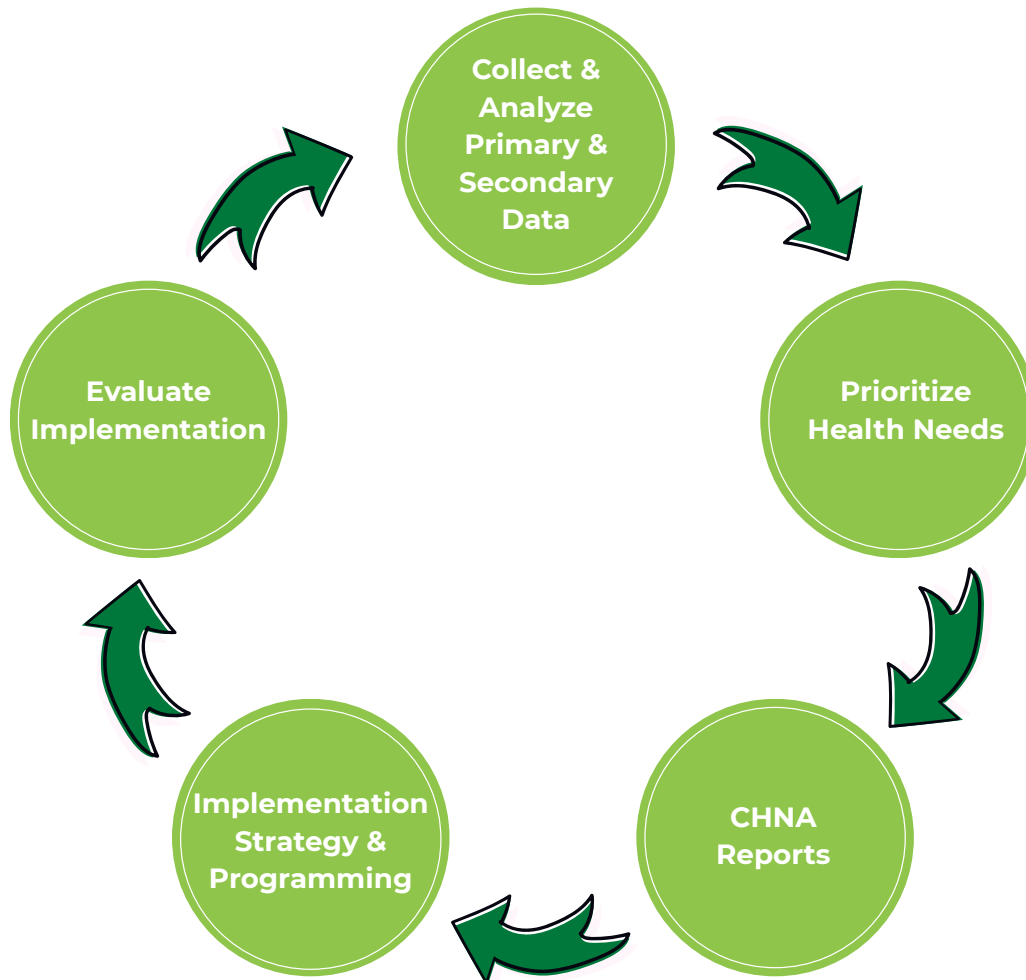
To learn more about each community in the Parkview Health system, please visit our **Parkview Health Community Data Hub**: <https://parkview.metopio.io>

Closing the Loop

The CHNA is not just one report. Instead, it is a continuous three-year cycle where Parkview:

- Collects and analyzes community-based data
- Pinpoints needs within each county and within the health system
- Implements action plans to address those needs

Three-year CHNA Cycle; Parkview Health CHNA Process



Priority Health Needs & Impact from 2022 CHNA

During the 2022 CHNA prioritization session, LaGrange County chose Mental Health/ Substance Use, Obesity and Child Abuse and Neglect as their top health needs. Parkview Health's systemwide priority was Mental Health. The Impact Report for LaGrange County can be found in Appendix A. Parkview did not receive written comments in response to the 2022 CHNA. For comments on the 2025 CHNA, please email

Community.Health@Parkview.com.

DEMOGRAPHIC FACTORS



Who Lives in LaGrange County?

Demographic factors impact a person's ability to lead a healthy life. Understanding these factors helps shape plans to improve community health.

Population



40,596

residents¹

Sex



20,637

(50.8%)
males¹



19,959

(49.2%)
females¹

1. US Census Bureau, American Community Survey (2019-2023)

Age

Age ¹	Population	Percentage
0 - 4 years	3,555	8.8%
5 - 17 years	9,441	23.3%
18 - 39 years	10,562	26.0%
40 - 64 years	11,277	27.8%
65 and older	5,761	14.2%



Different age groups and racial or ethnic groups may have unique needs to consider when looking at health

Race and Ethnicity

Race/Ethnicity ¹	Population	Percentage
Non-Hispanic White	37,974	93.6%
Hispanic or Latino	1,794	4.4%
Two or more races	660	1.6%
Non-Hispanic Black	124	0.3%
Asian	16	0.0%
Native American	8	0.0%



44%

of LaGrange County residents identify as Amish²



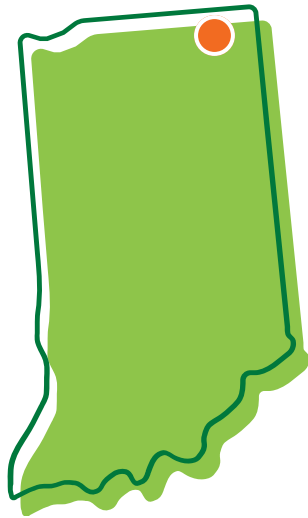
Rural-Urban Continuum Code³

Codes range from 1-9
1 = highly-populated metro areas
9 = fully rural areas



1. US Census Bureau, American Community Survey (2019-2023)
2. LaGrange County Economic Development Corporation (2025)
3. US Department of Agriculture (USDA) - Economic Research Service (2023)

Parkview LaGrange County Service Area



LaGrange County, IN

13
zip codes²

380
square miles¹



11
townships³



predominantly
rural⁴

LaGrange County Community Service Area Zip Codes²

46540 46543 46565 46571 46746 46747 46761
46767 46771 46776 46786 46789 46795

1. US Census Bureau, American Community Survey (2019-2023)

2. United States Zip Code Database (2025)

3. Indiana Department of Local Government Finance (2023)

4. US Department of Agriculture (USDA) - Economic Research Service (2023)

SOCIAL DRIVERS OF HEALTH (SDOH)



Healthy People 2030 defines social drivers of health (SDOH) as the conditions in the environments where people are born, live, learn, work, play, worship and age. These conditions affect a wide range of health, functioning and quality-of-life outcomes and risks. The five domains of SDOH include economic stability, education access and quality, health care access and quality, neighborhood and built environment and social and community context. For this report, the primary and secondary data are presented in order of the SDOH topics.

Access to care refers to the resources a community has to meet a range of health needs. Examples include having insurance and available health care providers.



44.3%

of LaGrange County residents have **no health insurance**¹



The uninsured rate in LaGrange County (44.3%) is **more than 4x** the rates of the Parkview Health service area (10.8%) and the state (7.6%).¹



32.8%

lack access to **the internet**¹



32.1%

lack access to **non-ER medical care**²

What we heard from the community³

- There are not enough doctors or clinics. Some people **have to wait weeks or drive far** just to see a doctor.
"For many cases, we have to leave our county to get care."
- **It is hard to find doctors who speak your language**, especially for Arabic and Spanish speakers. This makes it hard to explain health problems.
- **Doctors are getting older**, and new ones often don't want to move to small towns.
- Even with insurance, **people struggle to pay** co-pays and deductibles.
- **People don't always know how to get help. There's no easy way to find out what services are available.**

1. US Census Bureau, American Community Survey (2019-2023)

2. Parkview Community Health Survey - LaGrange County (2024)

3. Parkview Community Forum - LaGrange County (2025)

PER CAPITA INDICATORS

Rates per 100,000 residents



24.7

Primary Care
Providers



19.2

Pharmacies



2.5

Specialty
Physicians

People in LaGrange County have **less access** to primary care and specialty providers (lower rate per 100,000 residents) when compared to Indiana (75.8 / 77.8) and those living in the Parkview Health service area (62.8 / 50.3).¹ People in LaGrange County also have **less access** to pharmacies than those living in the Parkview Health service area (23.5) and those across Indiana (25.9).²

PROBLEMS GETTING CARE



15.0%

Primary Care
Providers



10.3%

Pharmaceutical
Care



21.1%

Specialty
Care

CHNA survey respondents in LaGrange County said they had a hard time getting the health care they needed. About **1 in 5** had a hard time getting in to see a provider who specializes in a particular illness (e.g., heart conditions), while around **1 in 7** had a hard time getting an appointment with a primary care provider.³

1. Health Resources & Services Administration, Area Health Resources Files (2022)

2. Centers for Medicare & Medicaid Services, National Provider Identifier Files (2025)

3. Parkview Community Health Survey - LaGrange County (2024)

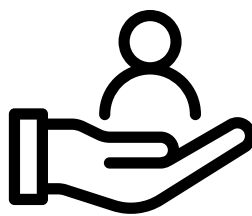
Many factors can affect access to fresh, healthy and affordable food. These include how far someone lives from a grocery store, the presence of school lunch programs and if fruits and vegetables are available.



Access to food is an important social factor that affects health. 'Food Access' can be measured by many factors, such as the number of residents who are food insecure, households receiving SNAP (food stamp) benefits and those who are in poverty not receiving SNAP.

The **rate of food insecurity** in LaGrange County (11.5%) is **lower** than the Parkview Health service area (13.9%) and Indiana rates (15.1%). Rates are highest in the Hispanic/Latino community (19.0%).¹

4.3%
of households
receive SNAP (food
stamp) benefits²



69.8%
of households in
poverty do not receive
SNAP benefits²

What we heard from the community³

- **There are not enough grocery stores.** Some towns don't have any, so people drive far for food.
- Healthy food is sent away. Local farms **ship organic food out** instead of selling it nearby.
- **It is hard to find affordable, healthy food.** Junk food is cheaper and easier to get.
- Low-income families and vulnerable groups—like seniors or those without cars—have a **harder time getting healthy food close to home.**

1. Feeding America, Map the Meal Gap (2023)

2. US Census Bureau, American Community Survey (2019-2023)

3. Parkview Community Forum - LaGrange County (2025)

The quality and cost of housing directly impact well-being. If housing is too expensive or if there are too many empty or crowded homes, it can lead to problems like losing one's home or becoming homeless. These issues can affect a person's health.

What we heard from the community¹

- **There are not enough homes.** Families can't find places to live, especially near schools or jobs.
- **Houses cost too much.** Even small homes are out of reach for many families.
- Most jobs are limited to one major industry, and **wages are stagnant.**
"We are a community that relies on the manufacturing of RVs. When that runs out [it impacts our entire community]"
- There is a **need for increased support** from the government and private investors to build new homes.

Housing Cost Burden

The percent of households spending more than 30% of their income on housing.²



18.0%

Housing Insecurity

The percent of adults who were not able to pay their mortgage, rent or utility bills in the past 12 months.³



14.1%

The housing cost burden in LaGrange County is **lower** than the state average of 24.3% and the Parkview Health service area average of 21.3%.²

Housing insecurity in LaGrange County is **higher** than Indiana (12.2%) and the Parkview Health service area (11.7%).³

1. Parkview Community Forum - LaGrange County (2025)

2. US Census Bureau, American Community Survey (2019-2023)

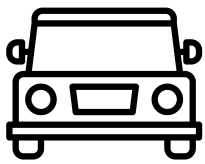
3. CDC, PLACES Project (2022)

Not having transportation can make it difficult for people to get to the doctor, work, school and grocery stores that have healthy food options. This can lead to poor health outcomes and social isolation.

What we heard from the community¹

- Transportation services are **extremely limited**.
- Public/community transportation is **only available from 8 AM-4 PM**, while industry jobs often start at 4 AM.

Lack of Transportation



9.6%
of adults lack
transportation

The lack of transportation in LaGrange County is **higher** than that of Indiana (8.5%) and the Parkview Health service area (8.2%).²



1. Parkview Community Forum - LaGrange County (2025)
2. CDC, PLACES Project (2022)

Socio-Economic Factors LaGrange County, IN

Socio-economic factors strongly impact community health and well-being. These include things like how many people graduate high school, how much money they earn and whether they have jobs.



60.6%

graduate high school¹



LaGrange County



88.5%

graduate high school¹



Parkview Health



90.2%

graduate high school¹



Indiana

Factor	LaGrange County	Indiana
Childcare Cost Burden Childcare costs for a household with two children as a percent of median household income. ²	23.8%	30.8%
Median Household Income Income in the past 12 months. ¹	\$83,741	\$70,051
Poverty Rate Percent of residents in families that are below the Federal Poverty Level. ¹	5.8%	12.2%
Unemployment Rate Percent of residents 16 and older in the civilian labor force who are actively seeking employment. ¹	3.4%	4.3%

1. US Census Bureau, American Community Survey (2019-2023)

2. University of Wisconsin Population Health Institute, County Health Rankings (2024)

Violent Crime

LaGrange County, IN

Violent crime includes homicide, criminal sexual assault, robbery, aggravated assault and aggravated battery.



**87.5 crimes per
100,000 residents**

LaGrange County has a **significantly lower** violent crime rate compared to Indiana (323.3) and the Parkview Health service area (197.3).¹

**Please note that county-level crime totals may appear lower than expected due to changes in reporting systems, resulting in incomplete crime data reported to the FBI.*

Built Environment

LaGrange County, IN

The built environment refers to the man-made places around us. This includes things like buildings, streets, parks and transportation systems.



Walkability Index

4.9/20

LaGrange County is **harder to walk around** compared to the Parkview Health service area and Indiana (both 7.7).²



Access to Exercise

30.5%

LaGrange County has **fewer places to exercise** compared to the Parkview Health service area (70.8%) and Indiana (76.2%).³

1. Federal Bureau of Investigation, FBI Crime Data Explorer (2017-2021)

2. US Environmental Protection Agency, National Walkability Index (2024)

3. University of Wisconsin Population Health Institute, County Health Rankings (2024)

KEY HEALTH THEMES

Overall Health

Chronic Disease

Behavioral Health

Maternal/Child Health

Elder Health

Infectious Diseases

Oral/Dental Care

STD/STI/HIV

Health Behaviors

For this CHNA report, primary and secondary data were gathered and analyzed around the top health themes and concerns listed above. The report highlights the county's key statistics from surveys and secondary data. Key insights gathered through focus groups are also included. A closer look at the data for each of these themes will be provided in this report.

Overall health refers to how well people feel both physically and mentally. This includes factors like how long people live, self-reported health and quality of life.

Life Expectancy

78.6 years

Average age at death of all people born in this place, or all people who have lived to the start of the specified age bracket.¹



Self-Reported Poor Physical Health

15.2%

Percent of resident adults aged 18 and older who report 14 or more days during the past 30 days during which their physical health was not good.²



Visited Doctor for Routine Checkup

73.2%

Percent of resident adults aged 18 and older who report having been to a doctor for a routine checkup (in the previous year).²



- In LaGrange County, people tend to **live longer** than those in the Parkview Health service area (76.0 years) and Indiana (75.1 years).¹
- Around 15.2% of adults in LaGrange County say they have poor physical health, which is **slightly more** than Indiana (12.9%)³ and the Parkview Health service area (13.0%).²
- **Fewer** adults in LaGrange county **visit the doctor regularly** compared to those in Indiana (76.9%)³ and the Parkview Health service area (75.6%).²

1. University of Wisconsin Population Health Institute, County Health Rankings (2020-2022)

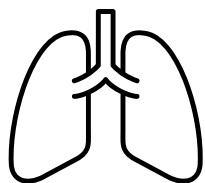
2. CDC, PLACES Project (2022)

3. CDC, Behavioral Risk Factor Surveillance System-BRFSS (2022)

Chronic Disease

LaGrange County, IN

Chronic diseases and related factors often cause the greatest burden on health in a community. This includes conditions like diabetes, heart disease, asthma and obesity. The following conditions are highlighted due to prevalence, mortality trends and concern from community and key informant survey respondents.



10.2%

of residents have been diagnosed with **chronic obstructive pulmonary disease (COPD)**.¹



7.2%

of residents have been diagnosed with **coronary heart disease (CHD)**.¹



12.1%

of residents have been diagnosed with **asthma**.¹







Metabolic & Cardiovascular Health		Diagnosed % LaGrange County	Diagnosed % Indiana
	Diabetes	11.0% ¹	11.1% ²
	High Blood Pressure	32.3% ¹	32.2% ²
	Obesity	42.1% ¹	37.9% ²
	High Cholesterol	31.4% ³	30.6% ⁴

1. CDC, PLACES Project (2022)

2. CDC, Behavioral Risk Factor Surveillance System (2022)

3. CDC, PLACES Project (2021)

4. CDC, Behavioral Risk Factor Surveillance System (2021)

Chronic Disease Mortality ¹		Deaths Per 100,000 LaGrange Residents	Deaths Per 100,000 Indiana Residents
	Heart Disease	173.2	184.3
	Cancer	160.9	163.9
	Lower Respiratory Disease	43.6	53.1
	Stroke	36.6	41.9
	Diabetes	32.7	28.5
	Kidney Disease	7.9	17.7

In LaGrange County, the diagnosis rates for many chronic diseases are **similar** to the rates in the Parkview Health service area and Indiana. However, for many chronic diseases, mortality rates are **lower** in LaGrange County than in Indiana and the Parkview service area. An exception is diabetes, for which the mortality rate is **higher** in LaGrange County than in Indiana but **lower** than that of the Parkview Health service area.¹ Data for Parkview service area can be found here: <https://parkview.metop.io>

What we heard from the community²

- Many people **don't fully understand chronic diseases** like obesity, diabetes or heart problems. Some believe myths—such as thinking obesity is only about willpower.
- **Preventive care is often missed**, especially in low-income families. This can lead to late detection of serious health issues.
"My concern is, can people afford their copays even if they do have insurance?"
- **Misinformation and lack of support** from families, schools or community programs make it hard to build and maintain healthy habits.
"Kids view obesity more as a cosmetic thing than a foundation to health."

1. CDC, National Vital Statistics System-Mortality (2019-2023)

2. Parkview Community Forum - LaGrange County (2025)

Behavioral health refers to a state of mental, emotional and social well-being or behaviors and actions that affect wellness. It also includes how people get support and treatment. Behavioral health is an overarching term that refers to mental health (well-being, mental health conditions), suicidality and substance use disorders.

Mental Health Conditions



27.6%

of adults living in LaGrange County have depression, which is **higher** than both Indiana (24.4%) and the Parkview Health service area (24.9%).¹



10.9

is the suicide mortality rate (deaths per 100,000 residents) in LaGrange County, which is **lower** than the Parkview Health service area (14.7) and Indiana (15.8) averages.²

Substance Use Disorders



Drug Overdose Mortality

LaGrange County has a rate of 8.9 drug overdose deaths (per 100,000 residents), which is **lower** than the Parkview Health service area (25.7) and Indiana (36.3) rates.²



Alcohol-Related Mortality

LaGrange County's rate of alcohol-related mortality is 7.9 (per 100,000 residents), which is **lower** than the Parkview Health service area (14.6) and Indiana (13.3) rates.²

1. CDC, PLACES Project (2022)

2 CDC, National Vital Statistics System-Mortality (2019-2023)

Access to Mental Health and Addiction Services

Number of Mental Health Providers (per 100,000 residents) ¹	97.5 LaGrange	430.5 Parkview	545.0 Indiana
Number of Psychiatrists (per 100,000 residents) ²	0 LaGrange	8 Parkview	16 Indiana

CHNA Community Survey Findings³

12.6% of survey respondents reported being **anxious**

9.3% of survey respondents reported being **depressed**

52.4% listed **mental health** as one of the **top health concerns** in their community

13.2% said they had **trouble** getting **mental health or addiction help**

What we heard from the community⁴

- There is **stigma** with seeking care for mental health and addiction. People often report feeling ashamed to ask for help.
"We all love our small community but hard to share as feel others might look down on you."
- There are **no local inpatient or long-term** mental health facilities. This leaves both children and adults without nearby crisis care.
- **Emergency and medical staff often lack training** to handle mental health crises effectively.
- Addiction and severe mental illness are **often treated like crimes** with people being punished instead of being offered treatment.
- **Follow-up and ongoing care are limited**, placing the burden on families to manage recovery without support.
- The need for approval from community leaders and limited English skills can **delay or prevent people from getting care**.
- Many in the area have **limited access to phones and the internet**. This makes it hard to schedule, follow up or coordinate care.
- **Preventive care is often not seen as important**. Many rely on emergency services instead of routine mental health support.

1. Centers for Medicare & Medicaid Services, National Provider Identifier Files (2025)

2. Health Resources & Services Administration, Area Health Resources Files (2025)

3. Parkview Community Health Survey - LaGrange County (2024)

4. Parkview Community Forum - LaGrange County (2025)

Maternal and Child Health LaGrange County, IN

The health of mothers and children is important to the overall well-being of a community. This can be affected by factors such as limited access to health care, mental health issues and feeling disconnected.

Low Birth Weight



4.3%

of live births are less than 5 lbs, 8 oz. in LaGrange County. This is **lower** than both the Parkview Health service area (8.1%) and Indiana (8.4%).¹

Prenatal Care in 1st Trimester



58.1%

of mothers-to-be received care in the first three months of pregnancy. This is **lower** than both the Parkview Health Service area (71.4%) and Indiana (76.0%).¹

Infant Mortality



7.4

infant deaths - deaths of infants in the first year of life - per 1,000 live births were recorded for LaGrange County.¹

This data highlights the need for targeted interventions to improve infant health outcomes in LaGrange County.

Child Abuse and Neglect

7



per 1,000 children are subject to child abuse and neglect.²

Smoking During Pregnancy



4.4%

of births were to mothers who smoked cigarettes during their pregnancy.¹

1. Health Resources & Services Administration, Maternal and Child Health Bureau (2020-2022)

2. Indiana Department of Child Services, Indiana University Child Abuse and Neglect Rates (2023)


Elder health focuses on concerns like falls, Alzheimer's disease and other dementias. These problems are often the biggest health challenges for older people.

7.9

deaths per 100,000 residents
are because of a fall

27.2

deaths per 100,000 residents
are due to Alzheimer's disease



In LaGrange County, women were nearly four times as likely to die from Alzheimer's than men from 2019-2023.²

In LaGrange County, the rate of deaths from falls is **lower** than the Parkview health Service area (14.3), but **similar** to Indiana (8.3).¹

The rate of deaths due to Alzheimer's in LaGrange County is **below** both the Parkview Health service area rate (35.3) and Indiana's rate (30.2).²



1. CDC, National Vital Statistics System-Mortality (2022)

2. CDC, National Vital Statistics System-Mortality (2019-2023). Deaths per 100,000 residents due to Alzheimer's disease (ICD-10 code G30)

Infectious diseases are illnesses caused by germs like viruses and bacteria. Public health tools like prevention and vaccination are key to stopping and managing disease outbreaks.

Medicare Flu Vaccination Rate

People enrolled in Medicare who received a flu shot at any point during the year¹



44.0%

Influenza and Pneumonia Mortality

Deaths per 100,000 residents due to influenza and pneumonia²



7.9



In LaGrange County, **fewer** Medicare beneficiaries received a flu shot than in Indiana (47.0%) and the Parkview Health service area (45.8%). More than half of this population, which is at higher risk of dying from the flu, remains unvaccinated.¹


LaGrange County has **fewer** deaths per 100,000 people from flu and pneumonia than Indiana (10.9) and the Parkview Health service area (11.6).²

1. US Health and Human Services, Vaccines & Immunizations (2023)

2. CDC, National Vital Statistics System-Mortality (2019-2023)

Oral health has a strong impact on overall health. Dental check-ups, preventive care and education help people lead healthier lives. Access to dental care is important.

Problem Getting Dental Care



20.5%

Visited Dentist in previous year



56.0%

1 in 5 CHNA survey respondents reported having trouble getting dental care.¹

The number of people who visited a dentist in LaGrange County (56.0%)² is **lower** than in the Parkview service area (60.0%),² and the state of Indiana (62.8%).³



1. Parkview Community Health Survey - LaGrange County (2024)

2. CDC, PLACES Project (2022)

3. CDC, Behavioral Risk Factor Surveillance System (2022)

Sexually transmitted diseases (STDs), sexually transmitted infections (STIs) and human immunodeficiency virus (HIV) are major public health concerns. They impact a person's physical health, emotional well-being and quality of life. Access to testing, treatment and education are key to preventing the spread of these infections.

HIV Cases¹

STI Cases¹

For every 100,000 people, there are:

53.5

HIV cases in
LaGrange County



200.3

STI cases in
LaGrange County

129.2

HIV cases in
**Parkview Health
service area**



671.4

STI cases in
**Parkview Health
service area**

223.0

HIV cases in
Indiana



918.6

STI cases in
Indiana

Health behaviors are actions and habits that can help or hurt a person's physical, mental and social well-being. These include diet, exercise, substance use, preventive screenings and vaccinations.

Cigarette Smoking



22.9%

No Exercise



31.5%

22.9%¹ of adults in LaGrange County **smoke cigarettes**, which is **higher** than the Parkview Health service area (19.1%)¹ and Indiana (16.5%).² Compared to Indiana (26.5%)² and the Parkview Health service area (27.3%),¹ **more** people in LaGrange County (31.5%)¹ **do not exercise**.



1. CDC, PLACES Project (2022)

2. CDC, Behavioral Risk Factor Surveillance System (2022)

Prioritization Overview

After gathering and analyzing the data—including applying additional weighting to survey responses from individuals identified as part of vulnerable populations—the HSIR team used a structured process to pinpoint the community's most urgent health needs. This process was meant to be inclusive and data-driven, ensuring that the chosen priorities represented both community members' experiences and health trends. The process involved meetings with community stakeholders and final selection of top health needs by hospital leaders.

Community Prioritization Sessions

- Carried out between March 2025 and May 2025 for each hospital.
- Attendees were professionals who provide a wide range of services to community members from diverse backgrounds. *(See Appendix B for list of attendees.)*
- Ahead of the meeting, attendees were sent a printed scorecard with the top health needs identified for their county and related data.
- Presentation at the meeting covered data trends on the top health needs, with a focus on geographic, socioeconomic, racial, ethnic, gender and age-related disparities. *(These slides are posted on the website where you found this report.)*
- Attendees discussed the benefits and challenges to addressing the health needs.
- Attendees voted to rank the top health needs based on significance, severity, relation to social drivers of health and suitability for intervention.

Selected Health Priorities

The list of top health needs from each session and qualitative summaries from Community Forums were shared with Parkview Health - LaGrange County hospital leadership in June 2025. Hospital leaders reached consensus on the final top health priorities with consideration given to resources, prevalence of the health need, impact on vulnerable populations and suitability to address the health need.

Selected Priorities for Parkview Health – LaGrange County

- Mental Health and Mental Disorders
- Obesity
- Access to Care



The following is a list of datasets used during the analysis of secondary data. All datasets were accessed via the Metopio platform. A URL for each dataset is available upon request.

1. CDC, Agency for Toxic Substances and Disease Registry - Environmental Justice Index
2. U.S. Census Bureau, American Community Survey (ACS)
3. Health Resources & Services Administration, Area Health Resources Files (AHRF)
4. CDC, Behavioral Risk Factor Surveillance System (BRFSS)
5. University of Wisconsin Population Health Institute, County Health Rankings
6. Dwyer-Lindgren, Mokdad, et al. (Population Health Metrics, 2014)
7. Diabetes Atlas
8. U.S. Department of Agriculture (USDA) - Economic Research Service
9. Federal Bureau of Investigation, FBI Crime Data Explorer
10. Indiana Department of Child Services, Indiana University Child Abuse and Neglect Rates
11. Indiana Department of Local Government Finance
12. Feeding America, Map the Meal Gap
13. Centers for Medicare & Medicaid Services (CMS), Mapping Medicare Disparities
14. Health Resources & Services Administration, Maternal and Child Health Bureau (MCHB)
15. CDC, National Center for Health Statistics
16. Centers for Medicare & Medicaid Services (CMS), National Provider Identifier Files (NPI)
17. CDC, National Center for HIV/AIDS, Viral Hepatitis, STD, and TB Prevention; Atlas Plus
18. CDC, National Vital Statistics System-Mortality (NVSS-M)
19. CDC, National Vital Statistics System-Natality (NVSS-N)
20. Parkview Community Health Survey and Community Forums - **LaGrange County**
21. CDC, PLACES Project
22. Razzaghi, Wang, et al. (MMWR Morb Mortal Wkly Rep 2020)
23. State public health departments
24. U.S. Department of Health and Human Services, Substance Abuse and Mental Health Services Administration (SAMHSA)
25. United States Zip Code Database

Appendix A - Community Impact Report

This report highlights the progress and measurable outcomes of Parkview Health's community outreach initiatives carried out between 2022 and 2024, as guided by our 2023 Implementation Strategy. Each program and service detailed herein reflects our commitment to addressing the key needs identified in the 2022 Community Health Needs Assessment. The following results demonstrate our ongoing dedication to equity, access, and measurable health improvements in the communities we serve. As we reflect on our progress and outcomes, we remain committed to building healthier communities through innovation, partnership and compassionate care.

Mental Health

LaGrange County Mental Health / Substance Use Collaborative

From 2022 through 2024, the LaGrange County Mental Health / Substance Use Collaborative actively worked to assess and address the mental health and substance use disorder needs of the local community. The collaborative was made up of 14 community partners who met monthly to strategize and plan around two key goals: building community awareness and creating opportunities for education and dialogue related to mental health and substance use. The following section outlines the outcomes and impacts of the collaborative's work during the 2022–2024 cycle.

Year-Round Drug Take Back Education

In 2023 and 2024, the collaborative partnered with the LaGrange County Sheriff's Department to disperse 88 drug disposal bags to individuals and organizations throughout LaGrange County. These bags can safely be used to deactivate pills, liquid or patches and help to reduce the likelihood of prescription drug abuse.

Highlighted Outcomes

- In 2023, distributed 151 flyers throughout LaGrange County that identify the drug disposal bins' locations and how to safely dispose of needles
- In 2024, distributed 33 drug disposal bags and 30 flyers throughout the county

QPR (Question, Persuade and Refer) Suicide Prevention Training

When it comes to mental health, early intervention can be the difference between life and death. During a cardiovascular emergency, performing CPR can save a life. In the event of a mental health emergency, QPR can be used in the same manner. The QPR technique is used to recognize the signs that someone is at risk of suicide, to offer hope and refer the person to the care they need. Participants in this program learn warning signs of suicide crisis and how to respond.

Highlighted Outcomes

- Since being implemented in 2017, over 1,500 people have received this education, with 252 people being trained in 2023
- In 2024, the program trained an additional 23 individuals

Crisis Intervention Team

In 2023 and 2024, 40-hour Crisis Intervention Team (CIT) trainings were offered to staff teams throughout the community that work at the scene of crisis situations. CIT training focuses on improving safety and the connections between mental health professionals, individuals with mental health, law enforcement and hospital emergency services through improvements in communication, increased understanding of mental illness and reducing stigma.

Highlighted Outcomes

- LaGrange County held its first ever CIT training in April of 2023 and had 16 participants become certified in crisis intervention
- In 2024, a 40-hour Crisis Intervention Team (CIT) training was offered to law enforcement, first responders and mental health providers, reaching a total of 16 graduates

McMillen Health

Parkview partnered with the Harold W. McMillen Center for Health Education in 2022-2024 in an effort to improve the general knowledge around substance use disorders in 100% of program participants. Program participants (K-12 students) discussed making healthy choices, tobacco (all grades), vaping (Grades 6-12) and alcohol (Grades 6-12). In addition, participants learned and practiced self-regulation strategies.

Highlighted Outcomes

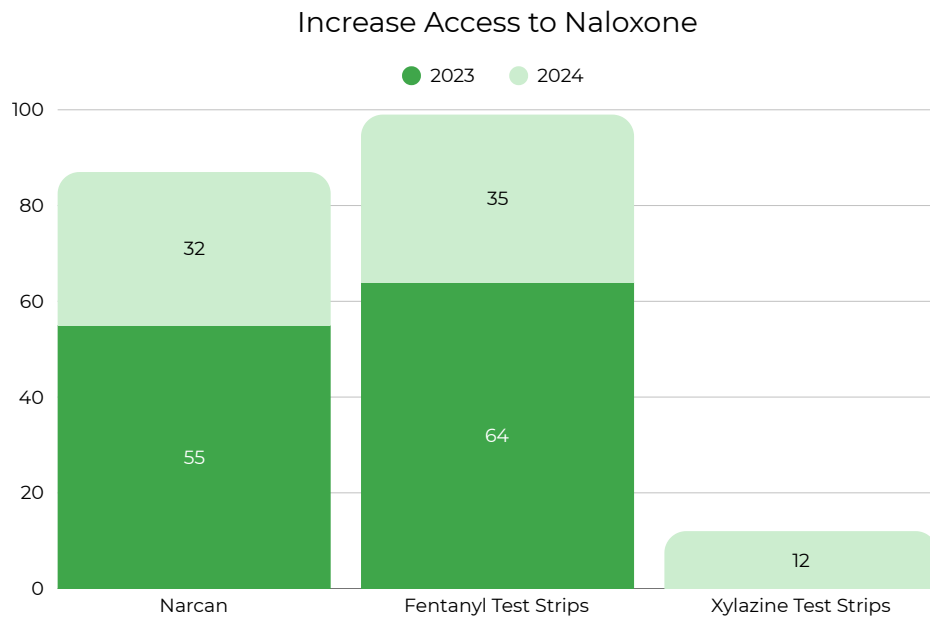
- Provided education to 1,000 youth in LaGrange County Schools in 2023
- Provided education to 1,201 students in LaGrange County Schools in 2024

NaloxBox

This project was part of an initiative started by Governor Eric Holcomb in 2021 to improve access to naloxone and reach vulnerable populations more effectively. To accomplish this, Parkview LaGrange Hospital partnered with Overdose Lifeline, Inc., an Indiana nonprofit dedicated to helping those affected by substance use disorder, to install a NaloxBox outside the entrance of the hospital's emergency department.

Highlighted Outcomes

- NaloxBox placement has gone from one unit in January 2023 to having four units throughout LaGrange County by the end of 2023



Cancer Services of Northeast Indiana

In 2024, Parkview LaGrange Hospital partnered with Cancer Services of Northeast Indiana on their Client Advocate Program for LaGrange County. This program intended to educate clients in areas like emotional/mental wellbeing, financial stability and living a healthy lifestyle.

Highlighted Outcomes

- In 2024, 89 clients were served, totaling 95 emotional/mental health support interactions
 - These interactions resulted in 90% of clients stating that they gained and utilized skills learned from the interactions
- In addition to mental health services, the program also helped 16 low-income clients with financial assistance
- Provided 19 head coverings, 212 general health care supplies, 65 cases of nutritional drinks and more

Obesity

LaGrange County Obesity Collaborative

The LaGrange County Obesity Collaborative consists of 11 community partners who met bi-monthly to strategize and develop methods for decreasing the number of those identified as overweight or having obesity in LaGrange County. Their goal is to decrease obesity by increasing nutrition education, healthy choices and participation in physical activities. The following section outlines the outcomes and impacts of the collaborative's work during the 2022–2024 cycle.

McMillen Health

Parkview partnered with the Harold W. McMillen Center for Health Education in 2022-2024 in an effort to improve the general knowledge around healthy living. Youth participating in this program gained access to education, helping them successfully transition into adulthood using the knowledge and skills taught to make healthy choices in nutrition.

Highlighted Outcomes

- In 2022, the program covered topics on media influence on junk food consumption, harmful effects of fad diets, anorexia, bulimia, obesity and education on basic food guidelines. This included reading food labels, understanding fitness facts and learning about preventative health choices.
- In 2024, provided education to 1,201 students (pre-K to 12th grade)
 - Over 40 presentations given
 - According to survey data, 51.01% of students showed an overall knowledge gain

FitKids360

FitKids360 is an eight-week, family-based, healthy living program for children ages five to 17 years with a body mass index (BMI) in the 85th percentile or higher. In 2024, this program provided children and their families with information to help them become and stay healthy and active. FitKids360 was designed to decrease the medical cost of obesity in northeast Indiana and increase community awareness of the problem of childhood obesity. Over 98% of children referred to FitKids360 had a BMI in the 99th percentile or higher.

Highlighted Outcomes

- In 2024, this program maintained an average retention rate of 100% and continued to see growth in the well-being knowledge learned, as well as successful implementation of positive health behaviors by all participants
- Half of all participants in 2024 improved their Family Nutrition and Physical Activity (FNPA) scores by at least 5%. This score is used to assess family environmental and behavioral factors that may put a child at risk for obesity.

VeggieRx

In 2024, Parkview LaGrange Hospital partnered with the Parkview Well-Being team to pilot the VeggieRx nutrition prescription program. This program provided produce vouchers to local individuals who are food insecure or are low-income with chronic disease. VeggieRx participants received produce vouchers each month for the duration of the program that could be redeemed at HEAL Farm Markets and other select farmers markets and grocery stores around the area. Additionally, as a part of this program, participants were required to attend education sessions led by registered dietitians where they were taught the health impact of produce consumption and how to make the most of the monthly vouchers.

Highlighted Outcomes

- In 2024, the program distributed \$6,900 in vouchers, with participants redeeming \$4,950
 - Average of \$215 per participant
- In 2024, VeggieRx received 25 referrals from internal and external providers. This resulted in 24 program enrollees, with 18 participants completing all four sessions.

Total Referrals	25
Enrolled	24
Completed First Session	23
Completed Second Session	23
Completed Third Session in Person	13
Completed Third Session Virtual	10
Completed Fourth Session	18

Farm to School

The collaborative partnered with the Parkview Well-Being team in 2023 to bring the Farm to School initiative to LaGrange County. The Farm to School initiative connects students with fresh, locally grown produce, and seeks to introduce a deeper understanding of where food comes from. The program both promotes better nutrition and addresses food insecurity by increasing access to fresh produce in school cafeterias and community programs.

Highlighted Outcomes

- In 2023, partnered with Parkview Well-Being Team and northeast Indiana Farm-To-School to provide harvest of the month taste tests to 5,892 students throughout the LaGrange County Schools
- In 2024, eight schools located in LaGrange County participated in the program, reaching 1,456 students
- Provided education materials on the produce that tied into the teacher’s education curriculum, specific to the subject they were teaching

Child Abuse & Neglect

LaGrange County Youth Advocacy Collaborative

A collaborative group was established in 2019 to bring together key stakeholders and community partners from LaGrange County to address the pressing issue of child abuse and neglect. This concern was identified as a top community need in both the 2019 and 2022 Community Health Needs Assessments, based on data measuring the percentage of child abuse and neglect cases and the percentage of children in need of services (CHINS). The following section outlines the outcomes and impacts of the LaGrange County Youth Advocacy Collaborative's work during the 2022–2024 cycle.

Iris Family Support Center

In 2024, Parkview LaGrange Hospital partnered with Iris Family Support Center in support of their Community Outreach team's prevention activities throughout LaGrange County.

Highlighted Outcomes

- In 2024, the Community Outreach team attended the Mama to Bee Community Baby Shower on August 15th, providing supplies and information about community resources to 34 expectant mothers and speaking to 189 people about services
- The Community Outreach team conducted outreach to schools to offer Safe Sitter and Safe at Home programming to students, as well as Trauma-Informed Practices for child care workers
- Currently, inroads are being formed with the Amish community to educate on prenatal care and safe birthing practices
- The Community Outreach team is collaborating with Handle with Care to raise awareness about communication strategies for children who have recently experienced trauma

Thrive by 5

In 2024, Parkview LaGrange Hospital partnered with the LaGrange County Economic Development Corporation to support the Thrive by 5 Early Childhood Coalition to enhance the capacity, quality and affordability of early care and education in LaGrange County. Through collaboration with existing programs, we focused on sustainability and supported providers in exploring expansion or launching new, innovative services. As a result, the county saw an increase in licensed family childcare home providers, including one newly licensed provider and several others considering licensure. Additionally, the Coalition initiated planning and community engagement efforts for a new childcare center to be developed in the heart of LaGrange County.

Highlighted Outcomes

- As a result of this collaboration, 72 new, high-quality childcare seats will be created in a community building owned by the LaGrange County Economic Development Corporation.
 - This creates truly sustainable childcare; if one childcare provider leasing the space closes, the space is still available for another to take over service, ensuring long term availability for much-needed childcare and early learning experiences

Blue Tire Campaign

In 2023, Parkview LaGrange Hospital partnered with the Department of Child Services to promote the Blue Tire Campaign. This was the first year a Blue Tire Campaign was held to raise awareness in the community about child abuse and neglect.

Highlighted Outcomes

- A hashtag was used to track social media traffic from this campaign.
 - Facebook - **15** posts with **7** comments, **119** reactions (like, love, etc.) and **23** shares
 - Instagram - **1** post with **6** reactions
 - LinkedIn - **1** post with **2** reactions

Access to Care

Brightpoint

In 2024, Parkview LaGrange Hospital partnered with Brightpoint on the Covering Kids and Families (CFK) program. This program works to increase access to health care by removing barriers to enrolling in public health coverage and educating on how to use and maintain public health coverage programs.

Highlighted Outcomes

- In 2024, CFK completed 45 applications for LaGrange County residents to obtain insurance under public health coverage programs
- The program also provided 105 support services to LaGrange County residents, achieving a 96.2% retention rate of those enrolled in coverage from 2023 to 2024

Appendix B - Prioritization Participating Organizations

Prioritization session attendees represented several organizations in LaGrange County.

Organization/Department	Area of Work
Bowen Health	Mental/Behavioral Health
Clearspring Manufacturing	Business
Crossroads United Way	Non-profit/Community-based/Social Service
Elijah Haven	Non-profit/Community-based/Social Service
Farmers State Bank	Business
Indiana Community Health Clinic	Health Care
LaGrange County Chamber of Commerce	Business, Non-profit/Community-based/Social Service
LaGrange County Economic Development Corporation	Non-profit/Community-based/Social Service
LaGrange County Health Department	Government/Public Health/Safety
LaGrange County Sheriff Department	Government/Public Health/Safety
LaGrange Rural Electric Membership Corporation	Business
Lakeland School System	Education
Northeastern Center	Mental/Behavioral Health
Parkview Health	Health Care
Plain Church Group Ministry	Faith/Cultural
Purdue Extension	Education, Non-profit/Community-based/Social Service
Townline Furniture	Business, Manufacturing
Westview School Corporation	Education

Appendix C - Community Resources

This list highlights health care facilities and community organizations that are available to address significant health needs identified in this CHNA.

Organization Name	City	Zip Code
Mental Health and Mental Disorders		
Allendale Treatment	Fort Wayne	46825
Benchmark Human Services	Fort Wayne	46825
Bowen Health	LaGrange	46761
Cancer Services of Northeast Indiana	Fort Wayne	46825
Compassion Pregnancy Centers of NE Indiana	LaGrange	46761
Council for a Drug Free LaGrange County	LaGrange	46761
Harold W. McMillen Center for Health Education	Fort Wayne	46816
Iris Family Support Center	Fort Wayne	46802
LaGrange Communities Youth Centers	LaGrange	46761
LaGrange County Council on Aging	LaGrange	46761
LaGrange County Sheriff's Department	LaGrange	46761
LaGrange County/Parkview EMS	LaGrange	46761
Northeastern Center	LaGrange	46761
Park Center	Fort Wayne	46805
Parkview Health	LaGrange	46761
Youth for Christ of Northern Indiana	Fort Wayne	46825

Access to Mental Health Care and Addiction Services		
Bowen Health	LaGrange	46761
Hickory Treatment Center	Albion	46701
LaGrange County Area Transit	LaGrange	46761
LaGrange County Health Department	LaGrange	46761
LaGrange County/Parkview EMS	LaGrange	46761
LaGrange County Sheriff's Department	LaGrange	46761
Northeastern Center	LaGrange	46761
Parkview Health	LaGrange	46761
St. Martin's Healthcare	Garrett	46738
Housing Affordability		
Agape Missions of LaGrange County	LaGrange	46761
Habitat for Humanity of LaGrange County	LaGrange	46761
LaGrange County Economic Development Corporation	LaGrange	46761
The Salvation Army	Elkhart	46516
Insurance for Health Care		
Anthem	Indianapolis	46204
Brightpoint	Fort Wayne	46802
CareSource Health	Dayton, Ohio	45401

Obesity		
Cole Center Family YMCA	Kendallville	46755
Group Wellness Classes offered by the Cole Center Family YMCA	LaGrange	46761
LaGrange Communities Youth Centers	LaGrange	46761
LaGrange County Council on Aging	LaGrange	46761
LaGrange County Department of Parks and Recreation	Wolcottville	46795
LaGrange County Trails Inc	Howe	46746
Purdue Extension of LaGrange County	LaGrange	46761
WIC (Woman, Infants, and Children)	LaGrange	46761

Additional resources for a broad range of assistance:

Findhelp.org is an online tool that connects people to support, including financial assistance, food pantries, medical care and other free or reduced-cost help.

<https://www.findhelp.org/>

211 is a free and confidential service that helps people find local resources like food, housing, health care and job support by calling or texting 211.

<https://www.211.org/>