



# 2025 Community Health Needs Assessment

Parkview DeKalb Hospital

# Foreword

*This report shares the results of the 2025 Community Health Needs Assessment (CHNA) for Parkview Health. The Health Services and Informatics Research (HSIR) team at the Mirro Center for Research and Innovation led data collection and analysis efforts for this report. HSIR worked with Parkview and community leaders to prioritize health needs, reflecting the voice of community members.*

*This report is divided into sections identified by orange banners for headings. The report will first give context about the CHNA process, how primary data was collected from the community, how secondary data was analyzed to support the report and a demographic overview. Next, the report integrates primary and secondary data focused on social drivers of health and key health behaviors. Finally, the outcomes from the community prioritization sessions are presented.*

*It is important to note that the data presented in this report is just a snapshot and there may be supplemental data about the county not presented. While every effort was made to thoroughly understand the health of the community, information gaps may persist due to variations in geography and time span of data collection across different sources.*

*The Parkview team hopes that the findings from this report help to identify current needs to support the health and well-being of the community. Past and current reports for all counties, along with prioritization session presentations and implementation strategies, can be found on the Parkview website. Detailed data for each county included in the Parkview Health service area can be found on our Community Data Hub: <https://parkview.metop.io>.*

	Page
About Parkview Health.....	1
Introduction to CHNA Process.....	2
Demographic Factors.....	7
Social Drivers of Health.....	10
Access to Care.....	11
Food Access.....	13
Housing.....	14
Transportation.....	15
Socio-Economic Factors.....	16
Violent Crime.....	17
Built Environment.....	17
Key Health Themes.....	18
Overall Health.....	19

	<b>Page</b>
Chronic Disease.....	<b>20</b>
Behavioral Health.....	<b>22</b>
Maternal and Child Health.....	<b>24</b>
Elder Health.....	<b>25</b>
Infectious Disease.....	<b>26</b>
Oral and Dental Health.....	<b>27</b>
STD/STI/HIV.....	<b>28</b>
Health Behaviors.....	<b>29</b>
Prioritization .....	<b>30</b>
Data Sources .....	<b>31</b>
Appendix A: Community Impact Report.....	<b>32</b>
Appendix B: Prioritization Participating Organizations .....	<b>41</b>
Appendix C: Community Resources .....	<b>42</b>



# ABOUT PARKVIEW HEALTH



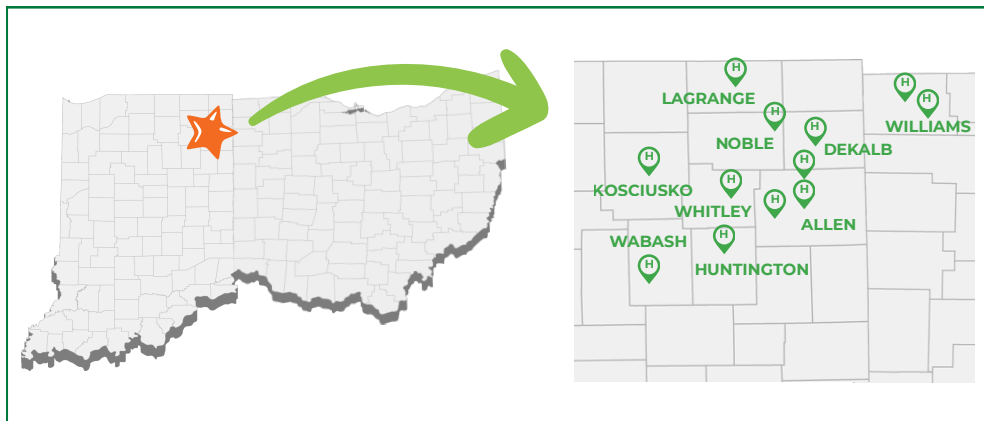
Parkview Health is a not-for-profit, community-based health system. It serves a population of more than 1.3 million in northeast Indiana and northwest Ohio. With more than 16,000 employees, Parkview is the region's largest employer. Parkview started as Fort Wayne City Hospital and has been serving the community since 1878. Parkview Health formed in 1995, and the heritage of care and compassion continues today with 14 hospitals and over 200 outpatient centers and physician offices.

---

*Parkview Health has a mission to improve health and inspire well-being in the communities we serve.*

---

For the purposes of this Community Health Needs Assessment, the Parkview Health service area consists of the counties where a full-service Parkview hospital is located. This includes Allen, DeKalb, Huntington, Kosciusko, LaGrange, Noble, Wabash and Whitley Counties in Indiana and Williams County in Ohio.



# INTRODUCTION TO CHNA PROCESS

The goals of the Community Health Needs Assessment (CHNA) are to learn about the health needs of the community and create plans to address those needs. In this CHNA for Parkview Health, several types of data were gathered to accomplish this:

- Surveys
- Focus groups
- Secondary data (through Metopio, a health data tool)

These data sources were chosen to broadly understand the community's health. We looked at needs across income level, race, ethnicity, age (18 years and older) and rural and urban areas. After all data was gathered and analyzed, the top health needs were shared with each community. Representatives selected the most important needs to address from 2025 to 2028.

---

*Attention was given to learning the needs of specific groups, major health concerns and service gaps based on feedback from the community and key informants.*

---

## Priority Health Needs

Through a step-by-step process, we identified the top needs in each county.

### DeKalb County's Top Five Health Concerns

- Access to Mental Health Care and Addiction Services
- Affordable and Healthy Food
- Housing Affordability
- Mental Health and Mental Disorders
- Obesity



Community and hospital leaders took part in a prioritization process to select the needs that were most pressing, widespread and fit for intervention. The top needs chosen for Parkview Health, DeKalb County were Access to Mental Health Care and Addiction Services, Affordable and Healthy Food and Mental Health and Mental Disorders. Mental Health was selected as the Parkview systemwide priority.



---

*The CHNA identifies the greatest health needs in the region.  
It also helps find ways to address those needs in a manner  
that aligns with Parkview's mission, expertise and resources.*

---

Since 2012, the CHNA has taken place every three years in accordance with the Affordable Care Act. It has helped Parkview Health understand the community's changing health needs. Since 2022, the CHNA has been led by the Health Services and Informatics Research (HSIR) group at Parkview's Mirro Center for Research and Innovation.

The CHNA helps Parkview learn more about what health concerns are important to the communities we serve in three ways:



### **1. Understand Community Needs**

Pinpoint the health and social problems that each community faces.



### **2. Prioritize Needs**


Guide strategic plans based on what each community needs most.



### **3. Identify Resources and Challenges**

Determine what is available and what is missing to address needs.





## Conducting the Assessment

Parkview Health's HSIR team carried out the CHNA from February 2024 to September 2025. By using various data sources, we identified the top health needs in the community. We compared needs at the county level with those of the Parkview Health service area and the entire state. Findings were shared with the community and hospital partners to determine which health needs were most pressing.



## Primary Data

Data were collected from the community using **surveys** and **focus groups**. The survey included questions aimed at both the respondent's personal health problems as well as their perceptions about top health concerns and other aspects impacting community well-being. Survey data was gathered from both people living in the community and individuals ("key informants") working for organizations that serve the community (e.g., schools, hospitals). Focus groups were held with a subset of community members and were used to gather deeper insights and experiences through conversation, allowing people to share thoughts that might not be mentioned in survey answers.

## Community Survey Overview

- Carried out from September 2024 to December 2024
- Completed by 5,030 residents and 960 key informants in the Parkview Health service area, including 287 residents and 70 key informants in DeKalb County
- Collected from residents aged 18 and older
- Available online and on paper in English, Spanish, Burmese, Karen and Arabic
- Shared through MyChart patient portal, mail, in-person, press release and blog posts
- Collected at in-person events: festivals, sporting events, health fairs for seniors, families and those experiencing homelessness, food banks, YMCAs, public libraries & markets
- Twenty questions for residents and nine questions for key informants
- Assessed demographics, top health concerns, top quality of life concerns, health care access, mental health and digital access
- Aimed to include people of all ages (18+), races, ethnicities, income levels and the urban-rural continuum

## Focus Group Overview

- Carried out from March 2025 to May 2025
- Thirty-four focus groups held during local Community Forums across the Parkview Health service area
- Five to 15 people in each focus group
- Participants were 18 years and older, from diverse backgrounds and provided a range of services to community members
- Each hospital's community health leaders sent email invites to participants
- Aimed to understand top community health needs, related barriers and available resources and solutions for addressing health needs

## Secondary Data

The Metopio platform helped us gather data from several public sources. Combined with survey and focus group findings, this data helped us better understand each community's health landscape. We used Metopio to examine health behaviors, outcomes and social factors across groups. This allowed us to pinpoint the areas of greatest need within the Parkview Health service area. For each health theme, data is reported using the most recent five-year average or single year of data.

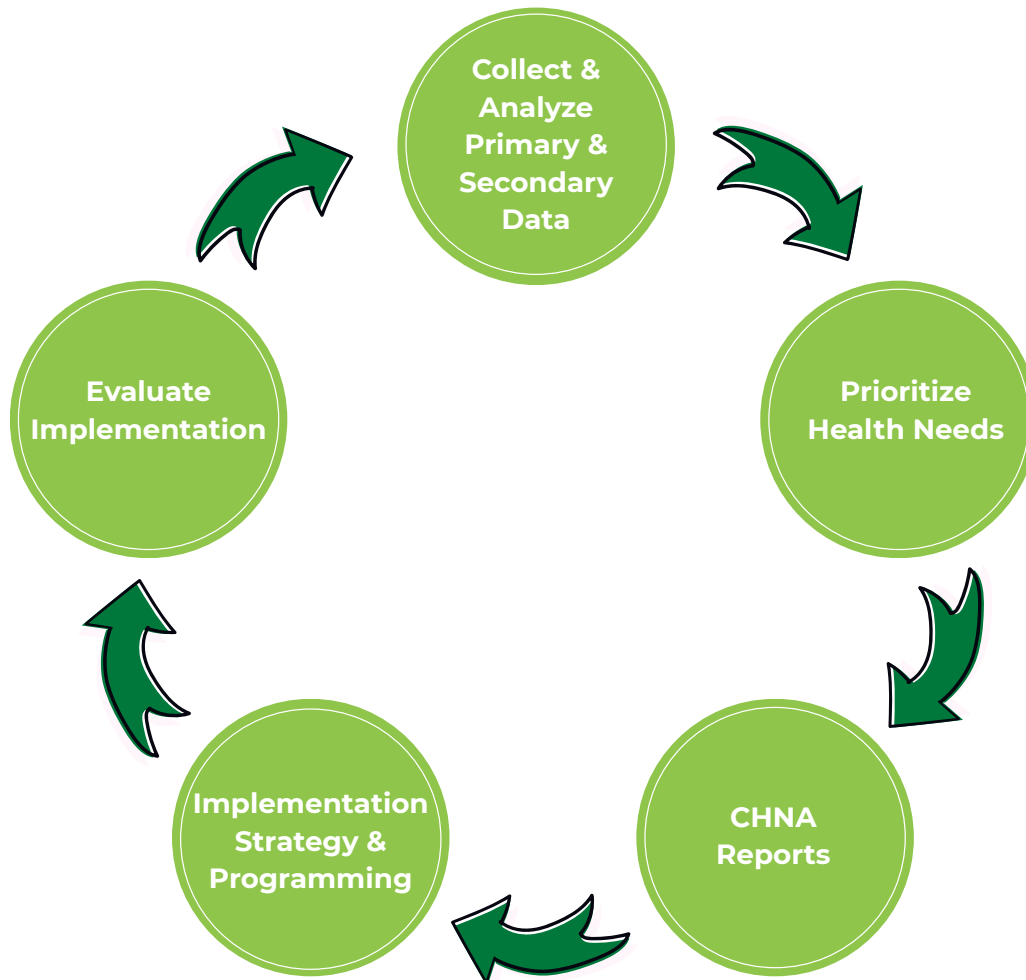
To learn more about each community in the Parkview Health system, please visit our **Parkview Health Community Data Hub**: <https://parkview.metop.io>

# Closing the Loop

The CHNA is not just one report. Instead, it is a continuous three-year cycle where Parkview:

- Collects and analyzes community-based data
- Pinpoints needs within each county and within the health system
- Implements action plans to address those needs

## Three-year CHNA Cycle; Parkview Health CHNA Process



## Priority Health Needs & Impact from 2022 CHNA

During the 2022 CHNA prioritization session, DeKalb County chose Mental Health, Substance Abuse and Obesity as their top health needs, along with Mental Health, the Parkview Health systemwide priority. The Impact Report for DeKalb County can be found in Appendix A. Parkview did not receive written comments in response to the 2022 CHNA. For comments on the 2025 CHNA, please email [Community.Health@Parkview.com](mailto:Community.Health@Parkview.com).

# DEMOGRAPHIC FACTORS



## Who Lives in DeKalb County?

Demographic factors impact a person's ability to lead a healthy life. Understanding these factors helps shape plans to improve community health.

### Population



**43,584**

residents<sup>1</sup>

### Sex



**21,753**

(49.9%)  
males<sup>1</sup>



**21,831**

(50.1%)  
females<sup>1</sup>

1. US Census Bureau, American Community Survey (2019-2023)



## Age

Age <sup>1</sup>	Population	Percentage
0 - 4 years	2,824	6.5%
5 - 17 years	7,762	17.8%
18 - 39 years	11,929	27.4%
40 - 64 years	13,658	31.3%
65 and older	7,411	17.0%



Different age groups and racial or ethnic groups may have unique needs to consider when looking at health

## Race and Ethnicity

Race/Ethnicity <sup>1</sup>	Population	Percentage
Non-Hispanic White	40,928	94.1%
Hispanic or Latino	1,280	2.9%
Two or more races	974	2.2%
Non-Hispanic Black	224	0.5%
Asian	92	0.2%
Native American	14	0.0%



Nearly

**66%**

of DeKalb's residents live in Auburn and Garrett<sup>1</sup>



## Rural-Urban Continuum Code<sup>2</sup>

Codes range from 1-9

**1 = highly-populated metro areas**

**9 = fully rural areas**

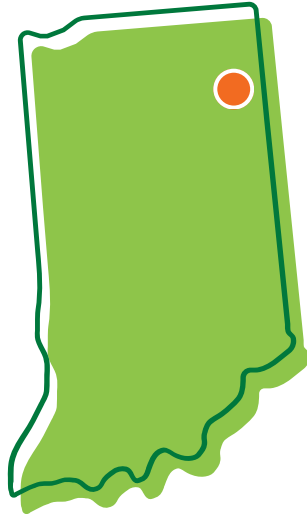
**4**

1. US Census Bureau, American Community Survey (2019-2023)

2. US Department of Agriculture (USDA) - Economic Research Service (2023)



# Parkview DeKalb County Service Area



DeKalb County, IN

**14**  
zip codes<sup>2</sup>

**363**  
square miles<sup>1</sup>



**15**  
towns<sup>3</sup>



predominantly  
**rural**<sup>4</sup>

---

## DeKalb County Community Service Area Zip Codes<sup>2</sup>

46705	46706	46710	46721	46730	46738
46742	46747	46748	46755	46763	46785
46788	46793				

1. US Census Bureau, American Community Survey (2019-2023)

2. United States Zip Code Database (2025)

3. Indiana Department of Local Government Finance (2023)

4. US Department of Agriculture (USDA) - Economic Research Service (2023)

# SOCIAL DRIVERS OF HEALTH (SDOH)



Healthy People 2030 defines social drivers of health (SDOH) as the conditions in the environments where people are born, live, learn, work, play, worship and age. These conditions affect a wide range of health, functioning and quality-of-life outcomes and risks. The five domains of SDOH include economic stability, education access and quality, health care access and quality, neighborhood and built environment and social and community context. For this report, the primary and secondary data are presented in order of the SDOH topics.

Access to care refers to the resources a community has to meet a range of health needs. Examples include having insurance and available health care providers.



**6.8%**

of DeKalb County residents have **no health insurance**<sup>1</sup>



The uninsured rate in DeKalb County (6.8%) is **below** the rate of the Parkview Health service area (10.8%) and **similar** to the state rate (7.6%).<sup>1</sup>



**11.7%**

lack access to **the internet**<sup>1</sup>



**23.6%**

lack access to **non-ER medical care**<sup>2</sup>

## What we heard from the community<sup>3</sup>

- **People lack an awareness of where to go or who to call** to obtain the services they need. Having no internet or transportation makes it worse.
- Finding **specialty care can be a challenge** due to a lack of providers. This often leads to long wait times for appointments.
- There is **confusion about health care costs and insurance**. People may be unaware of free or low-cost options. Insurance networks and high deductibles add to the problem.
- **High levels of out-of-county patients seeking care** add additional demand to health services.

1. US Census Bureau, American Community Survey (2019-2023)

2. Parkview Community Health Survey - DeKalb County (2024)

3. Parkview Community Forum - DeKalb County (2025)

## PER CAPITA INDICATORS

Rates per 100,000 residents



60.1

Primary Care  
Providers



24.0

Pharmacies



11.6

Specialty  
Physicians

People in DeKalb County have **less access** to primary care providers / specialty physicians (lower rate per 100,000 residents) compared to Indiana (75.8 / 77.8) and those living in the Parkview Health service area (62.8 / 50.3).<sup>1</sup> People in DeKalb County have **a similar amount of access** to pharmacies as those living in the Parkview Health service area (23.5), but **slightly less access** than those across Indiana (25.9).<sup>2</sup>

## PROBLEMS GETTING CARE



18.7%

Primary Care  
Providers



21.5%

Pharmaceutical  
Care



29.7%

Specialty  
Care

CHNA survey respondents in DeKalb County said they had a hard time getting the health care they needed. Nearly **1 in 3** had a hard time getting in to see a provider who specializes in a particular illness (e.g., heart conditions), while around **1 in 5** had a hard time getting an appointment with a primary care provider.<sup>3</sup>

1. Health Resources & Services Administration, Area Health Resources Files (2022)

2. Centers for Medicare & Medicaid Services, National Provider Identifier Files (2025)

3. Parkview Community Health Survey - DeKalb County (2024)

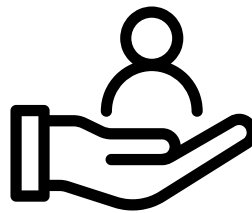
Many factors can affect access to fresh, healthy and affordable food. These include how far someone lives from a grocery store, the presence of school lunch programs and if fruits and vegetables are available.



Access to food is an important social factor that affects health. 'Food Access' can be measured by many factors, such as the number of residents who are food insecure, households receiving SNAP (food stamp) benefits and those who are in poverty not receiving SNAP.

The **rate of food insecurity** in DeKalb County (13.6%) is **similar** to the Parkview Health service area (13.9%), but is **lower** than Indiana (15.1%). DeKalb County rates are highest in the Hispanic/Latino community (22.0%).<sup>1</sup>

**6.0%**  
of households receive  
SNAP (food stamp)  
benefits<sup>2</sup>



**71.6%**  
of households in  
poverty do not receive  
SNAP benefits<sup>2</sup>

## What we heard from the community<sup>3</sup>

- **Healthy food often costs more.**
- Some neighborhoods **only have access to fast food and gas stations** with snacks. There are limited healthy options.

1. Feeding America, Map the Meal Gap (2023)

2. US Census Bureau, American Community Survey (2019-2023)

3. Parkview Community Forum - DeKalb County (2025)



# Housing

The quality and cost of housing directly impact well-being. If housing is too expensive or if there are too many empty or crowded homes, it can lead to problems like losing one's home or becoming homeless. These issues can affect a person's health.



## Housing Cost Burden

The percent of households spending more than 30% of their income on housing.<sup>1</sup>



20.0%

## Housing Insecurity

The percent of adults who were not able to pay their mortgage, rent or utility bills in the past 12 months.<sup>2</sup>



11.1%

The housing cost burden in DeKalb County is **lower** than the Parkview Health service area average of 21.3% and the state average of 24.3%.<sup>1</sup>

Housing insecurity in DeKalb County is **similar** to the Parkview Health service area rate (11.7%) and **slightly below** the Indiana rate (12.2%).<sup>2</sup>

1. US Census Bureau, American Community Survey (2019-2023)

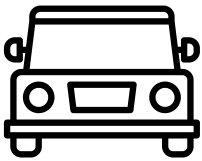
2. CDC, PLACES Project (2022)

Not having transportation can make it difficult for people to get to the doctor, work, school and grocery stores that have healthy food options. This can lead to poor health outcomes and social isolation.

## What we heard from the community<sup>1</sup>

- There are **no low-cost transportation options** and many roads aren't safe to walk or bike.
- **More communication is needed** about what services are available.
- **People fear they will be judged** if they ask for help.
- Community transportation in rural areas is **hard to find, expensive and does not include evening and weekend hours.**

## Lack of Transportation



**7.7%**  
of adults lack  
transportation

The lack of transportation in DeKalb County is **slightly lower** than that of Indiana (8.5%) and the Parkview Health service area (8.2%).<sup>2</sup>



1. Parkview Community Forum - DeKalb County (2025)

2. CDC, PLACES Project (2022)



## Socio-Economic Factors

## DeKalb County, IN

Socio-economic factors strongly impact community health and well-being. These include things like how many people graduate from high school, how much money they earn and whether they have jobs.



**92.3%**

graduate high school<sup>1</sup>



DeKalb County



**88.5%**

graduate high school<sup>1</sup>



Parkview Health



**90.2%**

graduate high school<sup>1</sup>



Indiana

Factor	DeKalb County	Indiana
<b>Childcare Cost Burden</b> Childcare costs for a household with two children as a percent of median household income. <sup>2</sup>	28.7%	30.8%
<b>Median Household Income</b> Income in the past 12 months. <sup>1</sup>	\$70,080	\$70,051
<b>Poverty Rate</b> Percent of residents in families that are below the Federal Poverty Level. <sup>1</sup>	10.1%	12.2%
<b>Unemployment Rate</b> Percent of residents 16 and older in the civilian labor force who are actively seeking employment. <sup>1</sup>	4.1%	4.3%

1. US Census Bureau, American Community Survey (2019-2023)

2. University of Wisconsin Population Health Institute, County Health Rankings (2024)



## Violent Crime

## DeKalb County, IN

Violent crime includes homicide, criminal sexual assault, robbery, aggravated assault and aggravated battery.



**49.0 crimes per  
100,000 residents**

DeKalb County (49.0) has a **significantly lower** rate compared to Indiana (323.3) and the Parkview Health service area (197.3).<sup>1</sup>

*\*Please note that county-level crime totals may appear lower than expected due to changes in reporting systems, resulting in incomplete crime data reported to the FBI.*

## Built Environment

## DeKalb County, IN

The built environment refers to the man-made places around us. This includes things like buildings, streets, parks and transportation systems.



**Walkability Index**  
**5.7/20**

DeKalb County is **harder to walk around** compared to the Parkview Health service area and Indiana (both 7.7).<sup>2</sup>



**Access to Exercise**  
**61.4%**

DeKalb County has **fewer places to exercise** compared to the Parkview Service area (70.8%) and Indiana (76.2%).<sup>3</sup>

1. Federal Bureau of Investigation, FBI Crime Data Explorer (2017-2021)

2. US Environmental Protection Agency, National Walkability Index (2024)

3. University of Wisconsin Population Health Institute, County Health Rankings (2024)

# KEY HEALTH THEMES

**Overall Health**

**Chronic Disease**

**Behavioral Health**

**Maternal/Child Health**

**Elder Health**

**Infectious Diseases**

**Oral/Dental Care**

**STD/STI/HIV**

**Health Behaviors**

For this CHNA report, primary and secondary data were gathered and analyzed around the top health themes and concerns listed above. The report highlights the county's key statistics from surveys and secondary data. Key insights gathered through focus groups are also included. A closer look at the data for each of these themes will be provided in this report.

Overall health refers to how well people feel both physically and mentally. This includes factors like how long people live, self-reported health and quality of life.

## Life Expectancy

75.8 years

Average age at death of all people born in this place, or all people who have lived to the start of the specified age bracket.<sup>1</sup>



## Self-Reported Poor Physical Health

11.9%

Percent of resident adults aged 18 and older who report 14 or more days during the past 30 days during which their physical health was not good.<sup>2</sup>



## Visited Doctor for Routine Checkup

75.3%

Percent of resident adults aged 18 and older who report having been to a doctor for a routine checkup (in the previous year).<sup>2</sup>



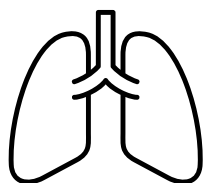
- In DeKalb County, people tend to **live about the same** length as those in the Parkview Health service area (76.0 years) and Indiana (75.1 years).<sup>1</sup>
- 11.9% of adults in DeKalb County say they have **poor physical health**, which is **similar** to Indiana (12.9%)<sup>3</sup> and the Parkview Health service area (13.0%).<sup>2</sup>
- **A similar** number of adults in DeKalb County **visit the doctor regularly** compared to Indiana (76.9%)<sup>3</sup> and the Parkview Health service area (75.6%).<sup>2</sup>

1. University of Wisconsin Population Health Institute, County Health Rankings (2020-2022)

2. CDC, PLACES Project (2022)

3. CDC, Behavioral Risk Factor Surveillance System-BRFSS (2022)

Chronic diseases and related factors often cause the greatest burden on health in a community. This includes conditions like diabetes, heart disease, asthma and obesity. The following conditions are highlighted due to prevalence, mortality trends and concern from community and key informant survey respondents.




**6.9%**

of residents have been diagnosed with **chronic obstructive pulmonary disease (COPD)**.<sup>1</sup>



**5.9%**

of residents have been diagnosed with **coronary heart disease (CHD)**.<sup>1</sup>



**10.8%**

of residents have been diagnosed with **asthma**.<sup>1</sup>







Metabolic & Cardiovascular Health		Diagnosed % DeKalb County	Diagnosed % Indiana
	Diabetes	9.7% <sup>1</sup>	11.1% <sup>2</sup>
	High Blood Pressure	31.6% <sup>1</sup>	32.2% <sup>2</sup>
	Obesity	37.5% <sup>1</sup>	38.4% <sup>2</sup>
	High Cholesterol	30.2% <sup>3</sup>	31.1% <sup>4</sup>

1. CDC, PLACES Project (2022)

2. CDC, Behavioral Risk Factor Surveillance System (2022)

3. CDC, PLACES Project (2021)

4. CDC, Behavioral Risk Factor Surveillance System (2021)

Chronic Disease Mortality <sup>1</sup>		Deaths Per 100,000 DeKalb Residents	Deaths Per 100,000 Indiana Residents
	Heart Disease	210.6	184.3
	Cancer	212.0	163.9
	Lower Respiratory Disease	73.7	53.1
	Stroke	54.5	41.9
	Diabetes	39.4	28.5
	Kidney Disease	17.4	17.7

In DeKalb County, the diagnosis rates for many chronic diseases are **similar** to the rates of diagnosis in the Parkview Health service area and Indiana. However, for some chronic diseases, such as heart disease, cancer and chronic lower respiratory disease, **mortality rates** in DeKalb County are **higher** than in Indiana and the Parkview Health service area.<sup>1</sup> Data for Parkview service area can be found here: <https://parkview.metop.io>



1. CDC, National Vital Statistics System-Mortality (2019-2023)

Behavioral health refers to a state of mental, emotional and social well-being or behaviors and actions that affect wellness. It also includes how people get support and treatment. Behavioral health is an overarching term that refers to mental health (well-being, mental health conditions), suicidality and substance use disorders.

## Mental Health Conditions



**25.1%**

of adults living in DeKalb County have depression, which is **roughly the same** as both the state (24.4%) and the Parkview Health service area (24.9%).<sup>1</sup>



**16.0**

is the suicide mortality rate (deaths per 100,000 residents) in Allen County, which is **similar to** the Indiana state average (15.8) and the Parkview Health service area average (14.7).<sup>2</sup>

## Substance Use Disorders



### Drug Overdose Mortality

DeKalb County has a rate of 16.9 drug overdose deaths (per 100,000 residents) which is **lower** than the rates for both Indiana (36.3) and the Parkview Health service area (25.7).<sup>2</sup>



### Alcohol-Related Mortality

DeKalb County's rate of alcohol-related mortality is 14.9 (per 100,000 residents). This is **similar to** the Parkview Health service area rate (14.6) and **higher** than the overall rate for Indiana (13.3).<sup>2</sup>

1. CDC, PLACES Project (2022)

2. CDC, National Vital Statistics System-Mortality (2019-2023)

# Access to Mental Health and Addiction Services

<b>Number of Mental Health Providers</b> <i>(per 100,000 residents)<sup>1</sup></i>	<b>111.7</b> DeKalb	<b>430.5</b> Parkview	<b>545.0</b> Indiana
<b>Number of Psychiatrists</b> <i>(per 100,000 residents)<sup>2</sup></i>	<b>0</b> DeKalb	<b>8</b> Parkview	<b>16</b> Indiana

## CHNA Community Survey Findings<sup>3</sup>

**21.5%** of survey respondents reported being **anxious**

**19.3%** of survey respondents reported being **depressed**

**64.5%** listed **mental health** as one of the **top health concerns** in their community

**23.0%** said they had **trouble** getting **mental health or addiction help**

## What we heard from the community<sup>4</sup>

- There **are not enough providers or programs** to meet treatment and recovery needs. It takes too long to get help.
- **Recruiting and keeping specialty providers is a challenge.**
- There is **stigma** with seeking care for mental health and addiction. People often report feeling **ashamed to ask for help**.
- **Mental health and substance use treatment is expensive** and often not covered by insurance. Some people **can't afford to get or continue treatment**.
- **Addiction is often treated like a crime** with people being punished instead of being offered treatment.
- **Teens need more access to and support for treatment.**
- More **age-appropriate mental health education** is needed in schools and the community.

1. Centers for Medicare & Medicaid Services, National Provider Identifier Files (2025)

2. Health Resources & Services Administration, Area Health Resources Files (2025)

3. Parkview Community Health Survey - DeKalb County (2024)

4. Parkview Community Forum - DeKalb County (2025)

The health of mothers and children is important to the overall well-being of a community. This can be affected by factors such as limited access to health care, mental health issues and feeling disconnected.

## Low Birth Weight



**7.7%**

of live births are less than 5 lbs, 8 oz. in DeKalb County. This is **lower** than the Parkview Health service area (8.1%) and Indiana (8.4%).<sup>1</sup>

## Prenatal Care in 1st Trimester



**73.5%**

of mothers-to-be received care in the first three months of pregnancy. This is **lower** than Indiana (76.0%) and **higher** than the Parkview service area (71.4%).<sup>1</sup>

## Infant Mortality



**7.3**

infant deaths - deaths of infants in the first year of life - per 1,000 live births were recorded for DeKalb County.<sup>1</sup>

This data highlights the need for targeted interventions to improve infant health outcomes in DeKalb County.

## Child Abuse and Neglect

**18.6**



per 1,000 children are subject to child abuse and neglect.<sup>2</sup>

## Smoking During Pregnancy



**14.7%**

of births were to mothers who smoked cigarettes during their pregnancy.<sup>1</sup>

1. Health Resources & Services Administration, Maternal and Child Health Bureau (2020-2022)

2. Indiana Department of Child Services, Indiana University Child Abuse and Neglect Rates (2023)



Elder health focuses on concerns like falls, Alzheimer's disease and other dementias. These problems are often the biggest health challenges for older people.

## 14.2

deaths per 100,000 residents  
are a result of a fall

## 31.1

deaths per 100,000 residents  
are due to Alzheimer's disease



In DeKalb County, women were twice as likely to die from Alzheimer's as men from 2019-2023.<sup>2</sup>

In DeKalb County, the rate of deaths from falls is **similar** to the Parkview Health service area (14.3), but **higher** than Indiana (8.3).<sup>1</sup>

The rate of deaths due to Alzheimer's in DeKalb County is **lower** than the Parkview Health service area rate (35.3), but **higher** than Indiana's rate (30.2).<sup>2</sup>



1. CDC, National Vital Statistics System-Mortality (2022)

2. CDC, National Vital Statistics System-Mortality (2019-2023). Deaths per 100,000 residents due to Alzheimer's disease (ICD-10 code G30)

Infectious diseases are illnesses caused by germs like viruses and bacteria. Public health tools like prevention and vaccination are key to stopping and managing disease outbreaks.

## Medicare Flu Vaccination Rate

People enrolled in Medicare who received a flu shot at any point during the year<sup>1</sup>



47.0%

## Influenza and Pneumonia Mortality

Deaths per 100,000 residents due to influenza and pneumonia<sup>2</sup>



16.0



In DeKalb County, the **same** percentage of Medicare beneficiaries received a flu shot as in Indiana (47.0%), which is a **higher** percentage than in the Parkview Health service area (45.8%). However, over half of this population, which is at higher risk of dying from the flu, remains unvaccinated.<sup>1</sup>

DeKalb County has **more** deaths per 100,000 people from flu and pneumonia than Indiana (10.9) and the Parkview Health service area (11.6).<sup>2</sup>


1. US Health and Human Services, Vaccines & Immunizations (2023)

2. CDC, National Vital Statistics System-Mortality (2019-2023)



Oral health has a strong impact on overall health. Dental check-ups, preventive care and education help people lead healthier lives. Access to dental care is important.

## Problem Getting Dental Care



26.1%

## Visited Dentist in previous year



62.9%

**1 in 4** CHNA survey respondents reported having trouble getting dental care.<sup>1</sup>

The number of people who visited a dentist in DeKalb County (62.9%)<sup>2</sup> is **about the same** as Indiana (62.8%)<sup>3</sup> but **slightly higher** than Parkview Health's service area (60.0%).<sup>2</sup>



1. Parkview Community Health Survey - DeKalb County (2024)

2. CDC, PLACES Project (2022)

3. CDC, Behavioral Risk Factor Surveillance System (2022)

Sexually transmitted diseases (STDs), sexually transmitted infections (STIs) and human immunodeficiency virus (HIV) are major public health concerns. They impact a person's physical health, emotional well-being and quality of life. Access to testing, treatment and education are key to preventing the spread of these infections.

## HIV Cases<sup>1</sup>

## STI Cases<sup>1</sup>

For every 100,000 people, there are:

**57.7**  
HIV cases in  
**DeKalb County**



**387.0**  
STI cases in  
**DeKalb County**

**129.2**  
HIV cases in  
**Parkview Health  
service area**



**671.4**  
STI cases in  
**Parkview Health  
service area**

**223.0**  
HIV cases in  
**Indiana**



**918.6**  
STI cases in  
**Indiana**

Health behaviors are actions and habits that can help or hurt a person's physical, mental and social well-being. These include diet, exercise, substance use, preventive screenings and vaccinations.

## Cigarette Smoking



17.5%

## No Exercise



25.9%

17.5% of adults in DeKalb County **smoke cigarettes**,<sup>1</sup> which is **lower** than the Parkview Health service area (19.1%)<sup>1</sup> and **higher** than in Indiana (16.5%).<sup>2</sup> Compared to Indiana (26.5%)<sup>2</sup> and the Parkview Health service area (27.3%),<sup>1</sup> **fewer** people (25.9%)<sup>1</sup> **do not exercise** in DeKalb County.



1. CDC, PLACES Project (2022)

2. CDC, Behavioral Risk Factor Surveillance System (2022)

## Prioritization Overview

After gathering and analyzing the data—including applying additional weighting to survey responses from individuals identified as part of vulnerable populations—the HSIR team used a structured process to pinpoint the community's most urgent health needs. This process was meant to be inclusive and data-driven, ensuring that the chosen priorities represented both community members' experiences and health trends. The process involved meetings with community stakeholders and final selection of top health needs by hospital leaders.

## Community Prioritization Sessions

- Carried out between March 2025 and May 2025 for each hospital.
- Attendees were professionals who provide a wide range of services to community members from diverse backgrounds. *(See Appendix B for list of attendees.)*
- Ahead of the meeting, attendees were sent a printed scorecard with the top health needs identified for their county and related data.
- Presentation at the meeting covered data trends on the top health needs, with a focus on geographic, socioeconomic, racial, ethnic, gender and age-related disparities. *(These slides are posted on the website where you found this report.)*
- Attendees discussed the benefits and challenges to addressing the health needs.
- Attendees voted to rank the top health needs based on significance, severity, relation to social drivers of health and suitability for intervention.

## Selected Health Priorities

The list of top health needs from each session and qualitative summaries from Community Forums were shared with Parkview Health - DeKalb County hospital leadership in June 2025. Hospital leaders reached consensus on the final top health priorities with consideration given to resources, prevalence of the health need, impact on vulnerable populations and suitability to address the health need.

### Selected Priorities for Parkview Health – DeKalb County

- Access to Mental Health Care and Addiction Services
- Affordable and Healthy Food
- Mental Health and Mental Disorders





The following is a list of datasets used during the analysis of secondary data. All datasets were accessed via the Metopio platform. A URL for each dataset is available upon request.

1. CDC, Agency for Toxic Substances and Disease Registry - Environmental Justice Index
2. U.S. Census Bureau, American Community Survey (ACS)
3. Health Resources & Services Administration, Area Health Resources Files (AHRF)
4. CDC, Behavioral Risk Factor Surveillance System (BRFSS)
5. University of Wisconsin Population Health Institute, County Health Rankings
6. Dwyer-Lindgren, Mokdad, et al. (Population Health Metrics, 2014)
7. Diabetes Atlas
8. U.S. Department of Agriculture (USDA) - Economic Research Service
9. Federal Bureau of Investigation, FBI Crime Data Explorer
10. Indiana Department of Child Services, Indiana University Child Abuse and Neglect Rates
11. Indiana Department of Local Government Finance
12. Feeding America, Map the Meal Gap
13. Centers for Medicare & Medicaid Services (CMS), Mapping Medicare Disparities
14. Health Resources & Services Administration, Maternal and Child Health Bureau (MCHB)
15. CDC, National Center for Health Statistics
16. Centers for Medicare & Medicaid Services (CMS), National Provider Identifier Files (NPI)
17. CDC, National Center for HIV/AIDS, Viral Hepatitis, STD, and TB Prevention; Atlas Plus
18. CDC, National Vital Statistics System-Mortality (NVSS-M)
19. CDC, National Vital Statistics System-Natality (NVSS-N)
20. Parkview Community Health Survey and Community Forums - **DeKalb County**
21. CDC, PLACES Project
22. Razzaghi, Wang, et al. (MMWR Morb Mortal Wkly Rep 2020)
23. State public health departments
24. U.S. Department of Health and Human Services, Substance Abuse and Mental Health Services Administration (SAMHSA)
25. United States Zip Code Database

## Appendix A - Community Impact Report

This report highlights the progress and measurable outcomes of Parkview Health's community outreach initiatives carried out between 2022 and 2024, as guided by our 2023 Implementation Strategy. Each program and service detailed herein reflects our commitment to addressing the key needs identified in the 2022 Community Health Needs Assessment. The following results demonstrate our ongoing dedication to equity, access, and measurable health improvements in the communities we serve. As we reflect on our progress and outcomes, we remain committed to building healthier communities through innovation, partnership, and compassionate care.

### Mental Health

#### Preventative Education – McMillen

Parkview DeKalb Hospital partners with the Harold W. McMillen Center for Health Education in an effort to improve the general knowledge around mental health in 100% of program participants. Program participants (K-12 students) will discuss topics like bullying, teen suicide, dating violence and social and emotional health. In addition, participants will be able to learn and practice self-regulation strategies.

##### Highlighted Outcomes

- Expand reach to local schools:
  - Conducted 107 presentations, reaching 1,940 youth
- Deliver evidence-based content:
  - Covered critical topics such as body image, puberty, decision-making, vaping and mental health
- Promote long-term health literacy:
  - Programs aligned with Indiana health standards and included pre- and post-assessments to measure knowledge gain

#### Warm-A-Heart Community Outreach

Parkview DeKalb Hospital partners with Warm-A-Heart Community Outreach to support and build connections with those accessing the food bank. Through these connections, individuals can be linked to the available community resources they need.

##### Highlighted Outcomes

- Families received fresh fruit and vegetables in replacement for canned food

#### Question Persuade Refer (QPR)

When it comes to mental health, early intervention can be the difference between life and death. During a cardiovascular emergency, performing CPR can save a life. In the event of a mental health emergency, QPR can be used in the same manner. The QPR technique is used to recognize the signs that someone is at risk of suicide, to offer hope and refer the person to the care they need. Participants in this program will learn warning signs of suicide crisis and how to respond. No classes were held in DeKalb County in 2024. Classes will be held in DeKalb County in 2025.



## DeKalb County Mental Health Collaborative

This collaborative was brought together to address mental health in DeKalb County by exploring opportunities to collaborate better. This group consists of partners from Parkview DeKalb Hospital, law enforcement, mental health service providers, local government and local not-for-profit leaders and stakeholders.

### Highlighted Outcomes

- Coalition revitalization and growth:
  - In 2025, leadership transitioned to a new Chair, Markeita Townsend, MPH, Community Health Improvement Leader at Parkview DeKalb Hospital, who led efforts to revitalize and expand the coalition
  - Membership increased significantly, bringing together over 30 active community-based organizations, health care providers, law enforcement, schools and nonprofit partners
- Monthly meetings and strategic subcommittees:
  - Monthly coalition meetings resumed at the Community Foundation and later transitioned to Parkview DeKalb Hospital to better accommodate attendees
  - Subcommittees launched to focus on key priorities:
    - Youth mental health
    - Transportation access
    - Mental health crisis coordination
  - Subcommittees meet monthly and are co-chaired by local leaders to ensure focused action
- Resource sharing and community presentations:
  - Over 10 partner agencies have presented at monthly meetings to raise awareness of services available to DeKalb County residents (e.g., Northeastern Center (NEC), Serenity House, McMillen Health)
  - Lunch & Learn sessions launched in 2025 to further educate coalition members and the public on specific mental health topics (e.g., adverse childhood experiences (ACEs), trauma-informed care, addiction recovery)
- Crisis Intervention Training (CIT):
  - In partnership with local law enforcement and mental health providers, the coalition supported CIT sessions for first responders in 2024
  - The training provided tools for recognizing and responding to mental health crises and several Parkview staff members served as volunteers
- Community impact and awareness:
  - Led stigma reduction campaigns via social media and events like the Mental Health Awareness Month series
  - Improved cross-sector communication and coordination, resulting in quicker access to behavioral health services and reduced emergency room usage for psychiatric care

## Highlighted Outcomes (continued)

- Planning and collaboration:
  - Established recurring participation in CHNA efforts to ensure mental health remains a community priority
  - Currently planning a county-wide behavioral health summit for early 2026 in partnership with the Chamber of Commerce and other regional organizations

## Inspiration Ministries

Inspiration Ministries operates a network of recovery housing programs across DeKalb and Noble Counties. These programs provide recovery-oriented, supportive housing combined with workforce development, peer leadership and re-entry services for individuals overcoming addiction.

### Highlighted Outcomes

- Housing capacity & access:
  - 150 active recovery-oriented beds across regions
  - 32 new beds added in DeKalb County at Grace and Mercy Houses
  - 12 additional beds currently under development in DeKalb
  - 18 new beds opened in Noble County (Victory Village)
  - Target: 120 operational beds in DeKalb County for 2024 achieved
- Recovery & graduation:
  - 38 graduates from the nine month recovery program
  - Of these, 26 were from DeKalb County, contributing to sustained recovery outcomes
- Workforce & economic impact:
  - 100 tax-paying employees projected in 2024
  - 84 employed to date: 60 in DeKalb, 24 in Noble
- Leadership development:
  - Seven peer support professionals certified in 2023 to expand capacity and peer-led services
- Community & system-level Impact:
  - Enhanced recovery infrastructure across two counties
  - Increased community awareness, strategic partnerships and sustainability efforts

## St. Martin's Healthcare

Parkview DeKalb Hospital provided support to St. Martin's Behavioral Health Services Program. This program provides mental health counseling to uninsured and underinsured patients in DeKalb, Noble, Steuben and LaGrange Counties. In addition to counseling, St. Martin's offers tobacco cessation education and treatment for substance use disorders if needed.

## Highlighted Outcomes

- 6,476 mental health screenings were completed. Every patient fills out the Generalized Anxiety Disorder 7-item scale (GAD 7), Patient Health Questionnaire-9 (PHQ 9), post-traumatic stress disorder (PTSD) screener and Screening, Brief Intervention, and Referral to Treatment (SBIRT) at every visit and the forms are assessed during their visit.
- Six total participants were referred to the Indiana Quitline Tobacco Treatment Program; four started the program and participated in follow-up appointments with a nurse practitioner (NP) and mental health counselor. All made changes or decreased smoking but zero were successful in quitting. All patients are assessed at each visit (6,476).
- All patients were offered screening and treatment for acute and chronic diseases, including substance use disorder and other mental health conditions (6,476)
- 1,457 labs were drawn
- 19 diabetic education classes and 43 vision screenings that included diabetic patients
- 236 mental health visits
- 515 sports, work, school, drug court, shelter physicals for internal/external partners

## Substance Use Disorder

### McMillen Center

Preventative Education: Parkview DeKalb Hospital partners with the Harold W. McMillen Center for Health Education in an effort to improve the general knowledge around substance use disorders in 100% of program participants. Program participants (K-12 students) discussed making healthy choices (all grades), tobacco (all grades), vaping (grades 6-12) and alcohol (grades 6-12). In addition, participants were able to learn and practice self-regulation strategies.

## Highlighted Outcomes

- Students increased their knowledge on substance use prevention by 35% for a total 87.3% increase in knowledge
- Substance use prevention sessions served 44 students
- Empowered students to stop or never start vaping with the help of the Chemical Crew. They taught about the dangers of vaping and how to handle stress in positive ways. They also played a game called Bag of Tricks to learn how to resist peer pressure.

### St. Martin's Healthcare

Parkview DeKalb Hospital provided support to St. Martin's Behavioral Health Services Program. This program provides mental health counseling to uninsured and underinsured patients in DeKalb, Noble, Steuben and LaGrange Counties. In addition to counseling, St. Martin's offers tobacco cessation education and treatment for substance use disorders if needed.

## Highlighted Outcomes

- 6,476 mental health screenings were completed (every patient fills out the GAD 7, PHQ 9, PTSD & SBIRT at every visit and those forms are assessed during their visit)
- Six total participants were referred to the Indiana Quitline Tobacco Treatment Program; four started the program and participated in follow-up appointments with an NP and mental health counselor. All made changes or decreased smoking but zero were successful in quitting. All patients are assessed at each visit (6,476).
- All patients were offered screening and treatment for acute and chronic diseases, including substance use disorder and other mental health conditions (6,476)

## Hearten House

This program assists women in overcoming destructive thought and behavior patterns. The program has a 16-bed facility, giving vulnerable women a place to stay while they overcome their barriers. In addition to providing them a place to stay, the program sets women up with health insurance and helps them obtain social security cards, birth certificates and IDs. It also includes life skills classes, substance use disorder assistance and Bible studies.

## Highlighted Outcomes

- Provided transportation for vital meetings 100% of the time. This includes court dates, probation appointments, health checks, mental health services and more.
- 100% of our residents received mental health assessments and services throughout their residency through collaborating agencies
- 100% of residents were provided nutritious meals and healthy cooking education by a dietitian

## NaloxBox

This project was part of an initiative started by Governor Eric Holcomb in 2021 to improve access to naloxone to reach vulnerable populations more effectively. To accomplish this, Parkview DeKalb Hospital partnered with Overdose Lifeline, Inc., an Indiana nonprofit dedicated to helping those affected by substance use disorder. In 2023, Parkview DeKalb Hospital installed one of Overdose Lifeline, Inc.'s NaloxBoxes on campus. It is our hope that this NaloxBox will save many lives in our community.

## Highlighted Outcomes

- Project completed

## Intensive Outpatient Program (IOP)

IOPs are a more progressive approach to traditional outpatient therapy where you see a therapist once or twice a week in their office. An IOP is a different type of therapy (both group and individual) where a patient is in therapy for three hours a day, three days a week. While this project is still underway, the purpose of this initiative is to increase access to behavioral health services in DeKalb County.

## Highlighted Outcomes

- This project is not complete, still in the planning phase
- Currently considering various options to bring IOP program

# Obesity

## Cooking Demonstrations

Healthy Cooking Demos are a tool to teach cooking practices and provide healthy recipes. Demos are one-hour events provided monthly at no cost to the participant, thus relying solely on grant funding. In these demonstrations, participants are invited to observe a registered dietitian create two recipes from scratch and are provided with samples to taste. Participants are given an informal or formal educational session with the key nutrition highlights of that day's demo. Education will discuss topics such as reading nutrition fact food labels, in-depth backgrounds of specific produce, ingredient substitution, knife skills and/or food sanitation rules, to name a few.

### Highlighted Outcomes

- Number of participants: 0
- Healthy Cooking Demos were unable to be performed in DeKalb County in 2024
- Relationships continued to be fostered with community partners with plans currently underway to provide healthy cooking demos in 2025

## Judy A. Morrill Recreation Center (JAM Center)

By partnering with the JAM Center through program support, Parkview DeKalb Hospital hopes to increase access to physical activity throughout the community. The JAM Center offers program participants a full-size gymnasium, fitness center and aquatic center (featuring a splash pad, slide and zero-entry ramp) all in an environment that supports everyone regardless of their fitness level, age, background, or income. Through this facility, the JAM Center is able to administer a wide variety of programming that aligns with our goal of reducing obesity in DeKalb County. Examples include Cosmic Kids Yoga, TRX (a bodyweight suspension training class), SilverSneakers Classic (a low-impact fitness class for seniors) and Together So Much Less (a weekly accountability group focused on tracking calories).

### Highlighted Outcomes

- Improve access and equity:
  - Goal: Ensure services are accessible to all, including those with financial barriers
  - Outcome:
    - 787 active memberships
    - 7,010 non-member check-ins
    - 6,458 wellness class registrations
    - 32,207 facility check-ins
    - 146 uses of free JAM Play childcare
    - 11 family discounts, 45 individuals and 33 free memberships provided



## Highlighted Outcomes (continued)

- Advance holistic wellness:
  - Goal: Deepen community impact through collaboration and multi-dimensional wellness
  - Outcome:
    - Initiated collaboration with Parkview and YMCA to launch a wellness coalition focused on obesity prevention
    - Active engagement in DeKalb County Mental Health Coalition and Youth Subcommittee
    - Contributed to the creation of a community crisis roadmap
- Mental health and maternal support:
  - Goal: Educate and support residents on mental wellness and stress reduction
  - Outcome:
    - 21 prenatal wellness participants
    - Six individuals received stress/anxiety reduction services
    - 19 individuals received small group/individual wellness coaching
- Community education:
  - Goal: Host events to educate on all aspects of wellness
  - Outcome: Hosted seven In the Know community events
- Support for individuals with disabilities:
  - Outcome: 29 visits coordinated with Easterseals clients for meaningful engagement

## Warm-A-Heart

Warm-A-Heart Community Outreach serves healthy meals and provides groceries to people in need of nutritious food every Tuesday and Thursday. They have seen an increase in meals served to 100-150 customers and give out 60-75 sets of groceries per week.

Warm-A-Heart's primary service area is DeKalb County, though they serve some families from Steuben and Noble Counties as well. Anyone in need who walks through their doors will be provided with a meal along with enough groceries to last approximately three to four days.

## Highlighted Outcomes

- Provide healthier food options:
  - Replaced canned goods with fresh items for local families in need
- Ensure full use of funding:
  - 100% of the awarded funds were spent on nutritious food distribution

## McMillen Health

Parkview DeKalb Hospital partners with McMillen Health to offer students preventative education programming in an effort to increase their knowledge of living a healthy lifestyle. All McMillen programming teaches responsible decision making, the importance of making healthy choices and taking responsibility for those choices. These programs serve three DeKalb County school districts and four additional schools that have a student population where 40% or more students identified as economically disadvantaged.

### Highlighted Outcomes

- Expanded reach to local schools, conducted 107 presentations reaching 1,940 youth
- Delivered evidence-based content, covering critical topics such as body image, puberty, decision-making, vaping and mental health
- Promoted long-term health literacy:
  - Programs aligned with Indiana health standards and included pre- and post-assessments to measure knowledge gain

## Additional Initiatives

### Maternal-Child Nurse Navigators

Maternal-child nurse navigators support pregnant women from the first prenatal visit through the postpartum period. They provided screening and support for identified needs, connecting families to local or regional community resources. The nurse navigator in DeKalb County also has expertise to support lactation needs for mothers and babies. Pediatric nurse navigators support families with medically complex children in care coordination and managing the complex health care systems with vulnerable children. Maternal-child nurse navigators work to align resources for clients to minimize duplication, maximize efficiency and optimize health outcomes for mothers and babies.

### Highlighted Outcomes

- As the inpatient obstetric units have been consolidated, the deliveries in DeKalb County have been relocated to surrounding counties. Our goal was to maintain prenatal care and support locally so that only the delivery had to be “out of town.” This is facilitated by the prenatal care provider teams and nurse navigators who connect families to anywhere in the region that they choose for their care.
- Staff member completed an average of 20 initial screenings per month working part-time
  - Referred at least 32 families to supportive agencies
  - Although the volume of local providers changed a few times, was able to maintain encounters with outreach and supporting some pediatric patients

## Highlighted Outcomes (continued)

- Screenings for SDOH:
  - Completed 97% of new patient screenings
  - Identified that 7% of patients are unhoused or housing insecure
  - Identified that 17% of patients have food insecurities
- Completed lactation visits weren't tracked in the office before the transition
- Supported 12 troubleshooting calls and 10 personal consults in 2024 (January-April)
- 26 hours of individual support along with other screening and support
- Participated in local Fetal and Infant Mortality Review (FIMR) team to identify aspects of care that could potentially prevent the next fatality
- Will be participating in community action teams to find ways to implement the recommendations from case review teams

## Women's Care Center Northeast Indiana

Women's Care Center Northeast Indiana (WCC NEI) supports expectant mothers by distributing prenatal vitamins at no cost, ensuring access to essential nutrients during early pregnancy. Every mother with a positive pregnancy test at the center receives vitamins in a "congrats bag." In 2024, the center began using funds from a Parkview Community Health Improvement (CHI) grant to supplement its prenatal vitamin supply following the announcement that WCC HQ's Vitamin Angels program would sunset in 2025.

## Highlighted Outcomes

- 504 mothers received care at WCC NEI in 2024
- 289 bottles of prenatal vitamins were distributed in total, including 19 bottles funded directly by Parkview CHI
- Remaining funds will continue to support vitamin purchases through 2025
- 98% of WCC clients choose life for their babies and return regularly for educational support
- Babies born to WCC clients exhibit higher-than-average birth weights, reflecting healthy pregnancies
- Program impact:
  - Prenatal vitamins increase folic acid and iron levels—critical for fetal development and reducing neural tube defects. This program directly supports healthier pregnancies and better outcomes for both mothers and infants.
- Sustainability and notes:
  - Remaining balance of \$1,412.80 will fund continued vitamin distribution into 2025. The program is aligned with WCC's mission to empower mothers and promote life-affirming care.

## Appendix B - Prioritization Participating Organizations

Prioritization session attendees represented several organizations in DeKalb County.

Organization/Department	Area of Work
Auburn Police Department	Government/Public Health/Safety, Mental/Behavioral Health
Auburn United Methodist Church	Faith/Cultural, Non-profit/Community-based/Social Service
Bowen Health	Health Care, Non-profit/Community-based/Social Service, Mental/Behavioral Health
Community Foundation DeKalb County	Non-profit/Community-based/Social Service
Community Volunteer	Volunteer
County Line Church	Faith/Cultural
Drug Free DeKalb County	Non-profit/Community-based/Social Service
Easterseals	Health Care, Mental/Behavioral Health
Fortify Life	Non-profit/Community-based/Social Service
Hearten House Rescue Mission	Faith/Cultural, Non-profit/Community-based/Social Service, Mental/Behavioral Health
JAM Center	Non-profit/Community-based/Social Service
Northeastern Center	Mental/Behavioral Health, Non-profit/Community-based/Social Service
Parkview Health	Health Care
Parkview Dekalb Hospital	Health Care, Non-profit/Community-based/Social Service
St Martin's Healthcare	Health Care
United Way of DeKalb County	Non-profit/Community-based/Social Service
YMCA of DeKalb County	Faith/Cultural, Non-profit/Community-based/Social Service

## Appendix C - Community Resources

This list highlights health care facilities and community organizations that are available to address significant health needs identified in this CHNA.

Organization Name	City	Zip Code
<b>Access to Mental Health Care and Addiction Services</b>		
Allendale Treatment Center	Auburn	46706
Benchmark Recovery Services	Auburn	46706
Bowen Health	Auburn	46706
DeKalb Area Rural Transit	Auburn	46706
DeKalb County Health Department	Auburn	46706
DeKalb County Mental Health Coalition	Auburn	46706
JAM Center	Garrett	46738
Northeastern Center	Auburn	46076
Parkview Behavioral Health (Telehealth)	Auburn	46708
project.ME	DeKalb and surrounding	46706
St. Martin's Clinic Nutrition Referrals	Garrett	46738
United Way of DeKalb County	Auburn	46706
YMCA of DeKalb County	Auburn	46706
<b>Affordable and Healthy Food</b>		
County Line Church Food Outreach	Auburn	46706
United Way of DeKalb County Mobile Pantry	Auburn	46706
Auburn United Methodist Church	Auburn	46706
Community Foundation of DeKalb County Food Assistance Programs	Auburn	46706
Sonshine Ministries County Line Food Pantry	Auburn	46706



Obesity		
DeKalb County IN Trails	Auburn	46706
Y on the Fly (mobile recreation & transit)	Auburn	46706
Mental Health and Mental Disorders		
Family Counseling Center	Auburn	46706
Northeastern Center	Auburn	46706
Housing Affordability		
Fortify Life Hearten House	Auburn	46706

### Additional resources for a broad range of assistance:

Findhelp.org is an online tool that connects people to support, including financial assistance, food pantries, medical care and other free or reduced-cost help.

<https://www.findhelp.org/>

211 is a free and confidential service that helps people find local resources like food, housing, health care and job support by calling or texting 211.

<https://www.211.org/>