

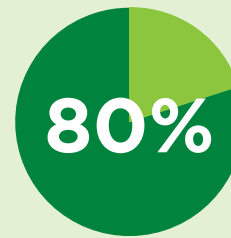
Parkview Inpatient Rehabilitation Center

2023 Mission and Program Outcomes

PARKVIEW REHAB AIMS TO:

- Transforming lives by providing the highest quality inpatient rehabilitation services.
- Empowering patients and their families with the knowledge to successfully manage their health.
- Building a community that understands and supports health needs.

PATIENT SATISFACTION

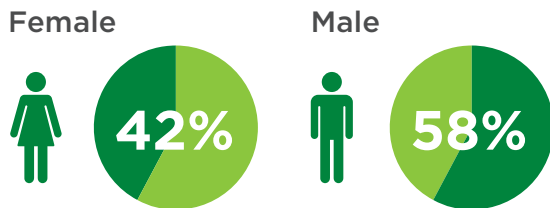


80% of Parkview Health inpatient rehabilitation patients were satisfied with the services provided when surveyed after discharge.

PATIENT POPULATION

Adult

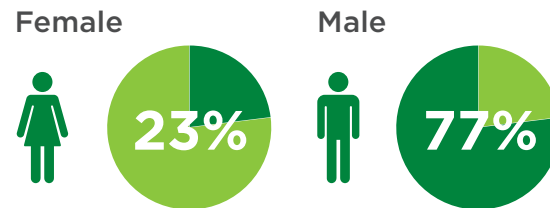
Number of persons served **1,050**



Age	Parkview	National
Avg. age	64	68

Pediatric

Number of persons served **13**



Age	9	11	12	14	16	17
Number of admissions	1	2	1	3	4	2

To learn more about the Parkview Inpatient Rehabilitation Center, please visit Parkview.com/InpatientRehab.



CARF Accredited as an Inpatient Rehabilitation Hospital - Adults.

2200 Randallia Drive, Entrance 1
4th and 5th floors of English Tower
Fort Wayne, IN 46805



Program Outcomes

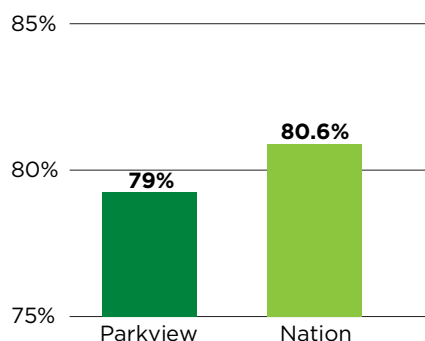
AVERAGE NUMBER OF THERAPY HOURS

The average number of therapy hours per day for all adult inpatients includes time spent in physical therapy, occupational therapy, and speech therapy. In 2023, patients participated in an average of 3.24 hours of therapy each day of a five-day therapy week.

DISCHARGE TO HOME/COMMUNITY

At Parkview, our goal after completing inpatient rehabilitation is to return home, promoting independence post rehabilitation.

79% of inpatient rehabilitation patients were discharged to their home or the community. The remaining 21% needed additional care at an acute care hospital setting or a skilled nursing facility.



At Parkview, 100% of pediatric patients were discharged to their home or community.

Pediatric average inpatient stay - 23 days

Pediatric average of onset days - 16.8 days

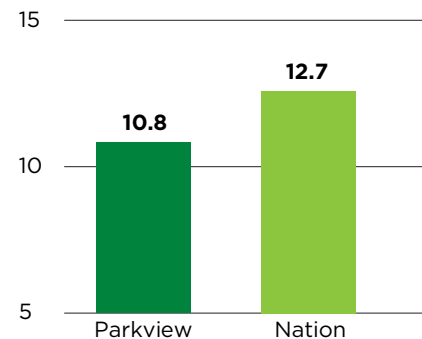
FUNCTIONAL IMPROVEMENT

100% of patients had functional abilities assessed, functional goals determined and treatment plans developed according to their specific needs.

92% of pediatric patients met or exceeded their mobility goal. 87% of pediatric patients met or exceeded their self-care goal.

CHANGE IN ABILITY TO CARE FOR THEMSELVES

Patients' self-care scores improved by an average of 10.8 points, which is evaluated at admission and discharge.



UNPLANNED TRANSFERS FOR ACUTE CARE

A patient may experience changes in their medical condition that would require them to discharge to a medical floor. In 2023, the frequency of these transfers for patients at Parkview Rehabilitation Center was 8.8%.

